

SOUL

SERIE

PRICE LIST 2018

PINS & POSTS
BURS

DECONTICS

Serie SOUL

▶ features p. 2 - 3 ▶ price list guide p. 4 ▶ layout examples p. 5 > 7 ▶ sink cabinets p. 8 ▶ cabinets p. 9 > 12

▶ WATCH display application p. 23

Accessories

Accessories ▶ stands p. 13 ▶ worktops p. 14 > 17 ▶ sinks p. 18 > 20 ▶ mixer-faucets p. 21 > 22 ▶ accessories p. 23 > 27

Tray-inserts ▶ p. 28 > 29

Complements

Trolleys & MiniLAB ▶ p. 30 > 33

Packaging

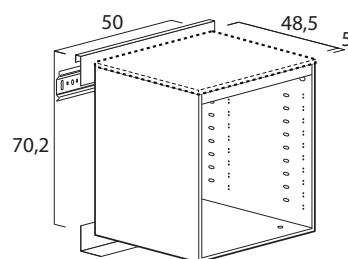
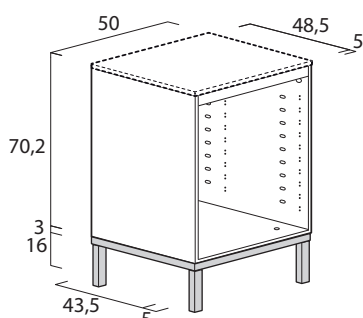
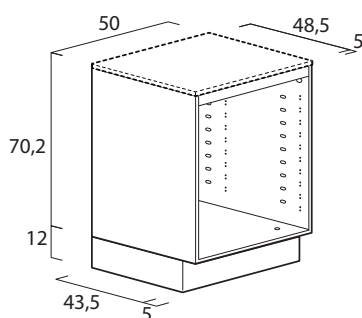
Packaging ▶ p. 34

FEATURES



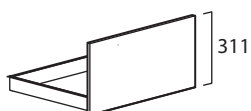
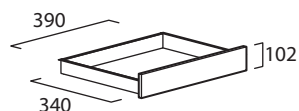
- Body, drawers and doors are made by electro-galvanized steel sheet 10/10 mm thick, coated by epoxy powders ;
- Doors and drawers fronts are coated with 4mm thick tempered glass ;
- Three kind of stands:
 - 1) Base-plynth with adjustable concealed feet
 - 2) Aluminium chassis with external adjustable feet
 - 3) Wall fixation
- Drawers with full extension "push-to-release" opening system and manual closing ;
- Cabinets with double side panels (cavity) to allow a better solidness and durability as well as softness drawers closing ;
WATCH option. The drawers can be supplied of alphanumeric display device with 16 characters on 2 lines with integrated software for the recording and memorization of text in Italian, English, German and French language
- Guarantee: 10 year against rust and on painting faults, 1 year on systems ;

Measures are in cm.



cabinets

depth 485 mm.



A type drawer - 6,5 cm. inner useful height
Trays > DIL, DIS, DIR, DIP

B type - 16,5 cm. inner useful height
Trays > DIL, DIS, DIR, DIP, SBLA, SBSA

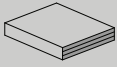
C type - 27,5 cm. inner useful height
Trays > SBLA, SBSA

drawers

max. load 40 Kg.

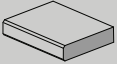
WORKTOPS FEATURES

- STRATIFICATO PRINT HPL



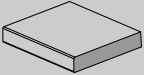
Material: made entirely from layers of cellulose fibres with external high-pressure laminate, 12 mm thick.

- GLASS



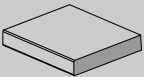
Material: float glass, normal or extra-white, back painted in any colour chosen from the entire RAL range. 15 mm thick.

- CORIAN®



Material: advanced composite offering superior performance and great design versatility. Perfectly uniform, without visible joins. Thicknesses: 12, 30* and 40* mm (*with particle board backing).

- CERAM SLAB

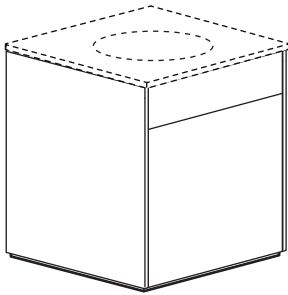


Material: surface in pure ceramic 12 mm thick. (5 mm for the backsplash), extremely resistant.

		STRATIFICATO HPL	GLASS	CORIAN®	CERAM SLAB		
RESISTANCE TO EXTERNAL AGENTS	HUMIDITY	HIGH	HIGH	HIGH	HIGH		
	SCRATCHES	MEDIUM	LOW	MEDIUM	HIGH		
	HEAT	MEDIUM	HIGH	HIGH	HIGH		
	SPOTS	MEDIUM	HIGH	MEDIUM	HIGH		
	FACILITY OF SANITATION	MEDIUM	HIGH	HIGH	HIGH		

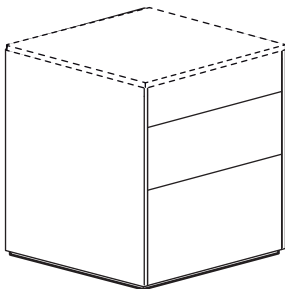
For an easy consultation of the catalogue, to find your convenient composition and formulation of costs, please follow step by step the following guide.

SINK CABINET



- 1> Choose model of the sink-cabinet (p. 8)
- 2> Add stand (p. 13)
- 3> Add worktop (p. 14>16)
- 4> Add sink and mixer-faucet (p. 18>22)
- 5> Add facultative accessories (p. 24>26)
- 6> Add packaging (p. 34)

SERVICE CABINETS



- 1> Choose the service cabinet (p. 9>12)
- 2> Add stand (p. 13)
- 3> Add worktop (p. 14>16)
- 4> Add facultative accessories (p. 23>27)
- 5> Add the tray drawer inserts (p. 28>29)
- 6> Add packaging (p. 34)

LAYOUT EXAMPLES



CABINETS ON PLINTH

FML, Sink-cabinet, side-hinged door
 FM3, Cabinet with 3 push drawers*
 FM7, Cabinet with 5 push drawers*
 FM22, Cabinet with 1 push drawer* , 1 door and shelf
 SSA/50, Finishing side panels
 BA200, Plinth with concealed feet
 *Prices do not include inserts in the drawers

CODE	DESCRIPTION	W	D	H	€
FC1	Stratificato Print worktop and STA backsplash, SVXS st.steel sink and MICRO mixer-faucet	206	52	83,5/91,5	4871,00



CABINETS ON PLINTH

FML, Sink-cabinet, side-hinged door
 FM3, Cabinet with 3 push drawers*
 FM7, Cabinet with 5 push drawers*
 FM22, Cabinet with 1 push drawer* , 1 door and shelf
 SSA/50, Finishing side panels
 BA200, Plinth with concealed feet
 *Prices do not include inserts in the drawers

CODE	DESCRIPTION	W	D	H	€
FC2	Glass worktop and DSG backsplash, LVTQ moulded sink and MICRO mixer-faucet	206	52	83,5/91,5	5624,00



CABINETS ON PLINTH

FML, Sink-cabinet, side-hinged door
 FM3, Cabinet with 3 push drawers*
 FM7, Cabinet with 5 push drawers*
 FM22, Cabinet with 1 push drawer* , 1 door and shelf
 SSA/50, Finishing side panels
 BA200, Plinth with concealed feet
 *Prices do not include inserts in the drawers

CODE	DESCRIPTION	W	D	H	€
FC3	CORIAN® Glacier White worktop and DSC seamless backsplash, LCTQ moulded sink and MICRO mixer-faucet	206	52	83,5/91,5	5593,00

LAYOUT EXAMPLES



CABINETS ON FRAME

FML, Sink-cabinet, side-hinged door
 FM3, Cabinet with 3 push drawers*
 FM7, Cabinet with 5 push drawers*
 FM22, Cabinet with 1 push drawer* , 1 door and shelf
 SST/50, Finishing side panels
 TA200, Aluminium frame w/ external feet
 *Prices do not include inserts in the drawers

CODE	DESCRIPTION	W	D	H	€
FC4	Stratificato Print worktop and STA backsplash, SVXS st.steel sink and MICRO mixer-faucet	206	52	90,5/98,5	4715,00



CABINETS ON FRAME

FML, Sink-cabinet, side-hinged door
 FM3, Cabinet with 3 push drawers*
 FM7, Cabinet with 5 push drawers*
 FM22, Cabinet with 1 push drawer* , 1 door and shelf
 SST/50, Finishing side panels
 TA200, Aluminium frame w/ external feet
 *Prices do not include inserts in the drawers

CODE	DESCRIPTION	W	D	H	€
FC5	Glass worktop and DSG backsplash, LVTQ moulded sink and MICRO mixer-faucet	206	52	90,5/98,5	5468,00



CABINETS ON FRAME

FML, Sink-cabinet, side-hinged door
 FM3, Cabinet with 3 push drawers*
 FM7, Cabinet with 5 push drawers*
 FM22, Cabinet with 1 push drawer* , 1 door and shelf
 SST/50, Finishing side panels
 TA200, Aluminium frame w/ external feet
 *Prices do not include inserts in the drawers

CODE	DESCRIPTION	W	D	H	€
FC6	CORIAN® Glacier White worktop and DSC seamless backsplash, LCTQ moulded sink and MICRO mixer-faucet	206	52	90,5/98,5	5437,00

LAYOUT EXAMPLES



SUSPENDED CABINETS

FML, Sink-cabinet, side-hinged door
 FM3, Cabinet with 3 push drawers*
 FM7, Cabinet with 5 push drawers*
 FM22, Cabinet with 1 push drawer* , 1 door and shelf
 SST/50, Finishing side panels
 WSC, Bars for wall fixation
 *Prices do not include inserts in the drawers

CODE	DESCRIPTION	W	D	H	€
FC7	Stratificato Print worktop and STA backsplash, SVXS st.steel sink and MICRO mixer-faucet	206	52	72/80	4472,00



SUSPENDED CABINETS

FML, Sink-cabinet, side-hinged door
 FM3, Cabinet with 3 push drawers*
 FM7, Cabinet with 5 push drawers*
 FM22, Cabinet with 1 push drawer* , 1 door and shelf
 SST/50, Finishing side panels
 WSC, Bars for wall fixation
 *Prices do not include inserts in the drawers

CODE	DESCRIPTION	W	D	H	€
FC8	Glass worktop and DSG backsplash, LVTQ moulded sink and MICRO mixer-faucet	206	52	72/80	5225,00



SUSPENDED CABINETS

FML, Sink-cabinet, side-hinged door
 FM3, Cabinet with 3 push drawers*
 FM7, Cabinet with 5 push drawers*
 FM22, Cabinet with 1 push drawer* , 1 door and shelf
 SST/50, Finishing side panels
 WSC, Bars for wall fixation
 *Prices do not include inserts in the drawers


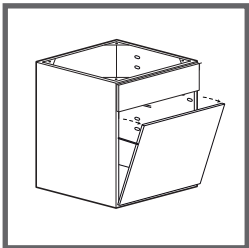



CODE	DESCRIPTION	W	D	H	€
FC9	CORIAN® Glacier White worktop and DSC seamless backsplash, LCTQ moulded sink and MICRO mixer-faucet	206	52	72/80	5194,00



SINK-CABINETS

SERIE SOUL








CODE	DESCRIPTION	W	D	H	€
	<p>Cabinet inclusions:</p> <ul style="list-style-type: none"> - right hand side-hinged door (FML-R right hand FML-L left hand) - prearrangements for sink installation - siphon - 20 lts. waste-bin 	50	49	70	490,00
	<p>Cabinet inclusions:</p> <ul style="list-style-type: none"> - knee opening door - prearrangements for sink installation - siphon - 20 lts. waste-bin 	50	49	70	494,00
	<p>Cabinet inclusions:</p> <ul style="list-style-type: none"> - push-to-release opening door - prearrangements for sink installation - siphon <p>Options:</p> <ul style="list-style-type: none"> DWP, 36 lts. waste-bin DWR, set of 2 waste-bins 20 lts. each DWS, 1 x 20 lts. bin and 2 x used needles boxes 	50	49	70	688,00
	<p>Corner cabinet inclusions:</p> <ul style="list-style-type: none"> - right hand side-hinged door (FMAL-R right hand FMAL-L left hand) - prearrangements for sink installation - siphon - 20 lts. waste-bin 	64	64	70	531,00
	<p>Corner cabinet inclusions:</p> <ul style="list-style-type: none"> - push-to-release opening door - prearrangements for sink installation - siphon - 20 lts. waste-bin 	64	64	70	639,00



CABINETS








CODE	DESCRIPTION	W	D	H	€
	FM2 Cabinet inclusions: - 2 x C type push-to-release drawers	50	49	70	625,00
	FM2A Cabinet inclusions: - down flap door and pull out shelf - 16A power point - 1 x A type push-to-release drawer - 1 x B type push-to-release drawer	50	49	70	860,00
	FM22 Cabinet inclusions: - 1 x A type push-to-release drawer - right hand side-hinged door - 1 height adjustable shelf	50	49	70	590,00
	FM3 Cabinet inclusions: - 1 x A type push-to-release drawer - 1 x B type push-to-release drawer - 1 x C type push-to-release drawer	50	49	70	756,00
	FM4 Cabinet inclusions: - 3 x A type push-to-release drawers - 1 x C type push-to-release drawer	50	49	70	918,00



CABINETS



CODE	DESCRIPTION	W	D	H	€
	FM5 Cabinet inclusions: - 3 x B type push-to-release drawers	50	49	70	723,00
	FM6 Cabinet inclusions: - 2 x A type push-to-release drawers - 2 x B type push-to-release drawers	50	49	70	888,00
	FM7 Cabinet inclusions: - 4 x A type push-to-release drawers - 1 x B type push-to-release drawer	50	49	70	1048,00
	FM8 Cabinet inclusions: - 6 x A type push-to-release drawers	50	49	70	1209,00
	FM9 Cabinet inclusions: - PC hardware door - keyboard drawer with capzisable front - cable-management hole and fitting	50	49	70	633,00



CABINETS

SERIE SOUL



CODE	DESCRIPTION	W	D	H	€
FLTP	W. 35 cm cabinet inclusions: - push-to-release opening door with 2 shelves	35	49	70	520,00



FLT	W. 35 cm. cabinet inclusions: - side hinged push door and 2 adjustable shelves	35	49	70	428,00
------------	---	----	----	----	---------------



FMA	Corner cabinet inclusions: - side hinged push door and adjustable shelves	64	64	70	474,00
------------	--	----	----	----	---------------








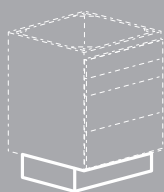


MOBILE CABINETS

SERIE SOUL








CODE	DESCRIPTION	W	D	H	€
	<p>Mobile cabinet inclusions:</p> <ul style="list-style-type: none"> - 1 x A type push-to-release drawer - 1 x B type push-to-release drawer - 1 x C type push-to-release drawer - castors with brake - finishing side panels - Stratificato Print worktop 	52,5	43	78	1217,00
	<p>Mobile cabinet inclusions:</p> <ul style="list-style-type: none"> - 3 x A type push-to-release drawers - 1 x C type push-to-release drawer - castors with brake - finishing side panels - Stratificato Print worktop 	52,5	43	78	1398,00
	<p>Mobile cabinet inclusions:</p> <ul style="list-style-type: none"> - 2 x A type push-to-release drawers - 2 x B type push-to-release drawers - castors with brake - finishing side panels - Stratificato Print worktop 	52,5	43	78	1356,00
	<p>Mobile cabinet inclusions:</p> <ul style="list-style-type: none"> - 4 x A type push-to-release drawers - 1 x B type push-to-release drawer - castors with brake - finishing side panels - Stratificato Print worktop 	52,5	43	78	1580,00
	<p>Mobile cabinet inclusions:</p> <ul style="list-style-type: none"> - 6 x A type push-to-release drawers - castors with brake - finishing side panels - Stratificato Print worktop 	52,5	43	78	1693,00



STANDS



CODE	DESCRIPTION	W	D	H	€
	BQ1 Plinth with concealed adjustable feet for W. 50 cabinet			12	56,00
	BQ2 Plinth with concealed adjustable feet for corner cabinet			12	64,00
	BQ3 Plinth with concealed adjustable feet for W. 35 cabinet			12	50,00
	BA100 Plinth with concealed adjustable feet for W. 100 layout			12	286,00
	BA150 Plinth with concealed adjustable feet for W. 150 layout			12	428,00
	BA185 Plinth with concealed adjustable feet for W. 185 layout			12	443,00
	BA200 Plinth with concealed adjustable feet for W. 200 layout			12	479,00
	BA235 Plinth with concealed adjustable feet for W. 235 layout			12	533,00
	BA250 Plinth with concealed adjustable feet for W. 250 layout			12	592,00
	TA50 Aluminium frame w/ external feet for W. 50 cabinet			19	154,00
	TA100 Aluminium frame w/ external feet for W. 50 - 100 cm layout			19	191,00
	TA150 Aluminium frame w/ external feet for W. 100 - 150 cm layout			19	228,00
	TA200 Aluminium frame w/ external feet for W. 150 - 200 cm layout			19	323,00
	TA250 Aluminium frame w/ external feet for W. 200 - 250 cm layout			19	394,00
	TA300 Aluminium frame w/ external feet for W. 250 - 300 cm layout			19	472,00
	TANG Aluminium frame w/ external feet for corner cabinet			20	197,00
	WSC Set of bars for wall fixation, per meter				40,00

WORKTOPS

SERIE SOUL








	CODE	DESCRIPTION	W	D	H	€
	TSQ/5	Stratificato Print worktop depth 52 cm , per meter		52	1,2	353,00
	TSQ/6	Stratificato Print HPL worktop d. 60 cm , per meter		60	1,2	374,00
	TSQA/5	Stratificato Print corner worktop to pair with 52 cm depth layout		52	1,2	365,00
	TSQA/6	Stratificato Print corner worktop to pair with 60 cm depth layout		60	1,2	386,00
	STA	Stratificato Print HPL backsplash, per meter			8	69,00
	TVT/5	Coloured glass worktop depth 52 cm , per meter		52	1,2	546,00
	TVT/6	Coloured glass worktop depth 60 cm , per meter		60	1,2	551,00
	TVTA/5	Colored glass corner worktop to pair with 52 cm depth layout		52	1,5	529,00
	TVTA/6	Colored glass corner worktop to pair with 60 cm depth layout		60	1,5	534,00

WORKTOPS

SERIE
SOUL



CODE	DESCRIPTION	W	D	H	€
	DSG Colored glass backsplash, per meter			8	137,00
	TQC/5 Corian® Glacier White 52 cm depth, per meter		52	1,2	543,00
	TQC/6 Corian® Glacier White 60 cm depth, per meter		60	1,2	651,00
	TQCA/5 Corian® corner to pair with 52 cm. depth	72/ 72	52	1,2	562,00
	TQCA/6 Corian® corner to pair with 60 cm. depth	80/ 80	60	1,2	694,00
	DSC Corian® seamless splashback, per meter			8	172,00
	CLC/5 Ceramic slab 52 cm depth, per meter		52	1,2	470,00
	CLC/6 Ceramic slab 60 cm depth, per meter		60	1,2	540,00

WORKTOPS



CODE	DESCRIPTION	W	D	H	€
------	-------------	---	---	---	---



CLCA/5

Ceramic slab corner to pair with 52 cm. depth

72/
72

52

1,2

435,00

CLCA/6

Ceramic slab corner to pair with 60 cm. depth

80/
80

60

1,2

545,00



CLA

Ceramic backsplash, per meter

10




70,00

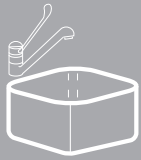


WORKTOPS FOR MOBILE CABINETS

SERIE
SOUL



CODE	DESCRIPTION	W	D	H	€
	TVQS Glass worktop, additional cost of	53,2	43	1,5	173,00
	TCSS Corian® Glacier White worktop, additional cost of	53,2	43	1,2	197,00
	TCPS Corian® Glacier White worktop and side panels, additional cost of	53,2	43	1,2	680,00
	TSC Ceramic worktop, additional cost of	53,2	43	1,2	225,00



SINKS

SERIE SOUL

available ✓
not available X

Stratificato
Glass
Corian®
Gres slab



CODE

DESCRIPTION



LX1V

Round shape stainless steel sink, top-mounted

✓ ✓ ✓ ✓

153,00




SVXA

Rectangular shape stainless steel sink,
top-mounted, cm. 33x33x20h

✓ X ✓ ✓

194,00



LX1

Round shape stainless steel sink, undertop-mounted

✓ ✓ ✓ ✓

291,00



SVXS

Rectangular shape stainless steel sink,
undertop-mounted, cm. 33x33x20h

✓ X ✓ ✓

284,00

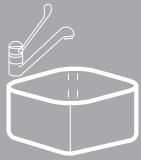


LC1

Oval shape ceramic sink, undertop-mounted

✓ X X X

352,00



SINKS

SERIE SOUL

available ✓
not available X

Stratificato

Glass

Corian®

Gres slab



CODE

DESCRIPTION



LVT

Round moulded glass sink

X ✓ X X

415,00



LVTQ

Rectangular moulded glass sink,
cm 42x30x15h

X ✓ X X

415,00



LCTR

Round moulded Corian® sink

X X ✓ X

320,00



LCTQ

Square moulded Corian® sink

X X ✓ X

320,00



LCR

Round Corian® sink

X X ✓ X

651,00



SINKS

SERIE SOUL

available ✓
not available X

Stratificato
Glass
Corian®
Gres slab



CODE

DESCRIPTION



LCQ

Rectangular Corian® sink, cm. 38x33x15h

X X ✓ X

806,00



CLL

Rectangular sink in ceramic slab integrated on the worktop. Measures 42x30x13h cm.

X X X ✓

750,00



MIXER FAUCETS

SERIE
SOUL

available ✓
not available X

ceramic sink
st./steel sink
glass sink
Corian sink
gres sink



CODE

DESCRIPTION



GR4

Surgery lever mixer faucet

X ✓ ✓ ✓ ✓

184,00



GR7

Surgery lever mixer faucet

✓ X X X X

168,00



MICRO

Surgery lever mixer faucet

✓ ✓ ✓ ✓ ✓

290,00



BLITZ

Squared design mixer faucet

X ✓ ✓ ✓ ✓

347,00



SETTE

Infrared operated mixer faucet

✓ ✓ ✓ ✓ ✓

678,00



MIXER FAUCETS

SERIE
SOUL

available ✓
not available X

ceramic sink
st./steel sink
glass sink
Corian sink
gres sink



CODE DESCRIPTION



MISCEA

Sanitary full infrared operated mixer faucet, soap and disinfectant integrated dispensers

✓ ✓ ✓ ✓ ✓

by request



Q-TAP

Infrared operated mixer faucet

✓ X X X X

656,00




Q-SOAP

Infrared operated soap dispenser

866,00

ACCESSORIES



CODE	DESCRIPTION	W	D	H	€
	Alphanumeric display device with 16 characters on 2 lines with integrated software for text recording and memorization				150,00

WATCH



WKB

PS2 keyboard to register on WATCH display

by request



WT12

220V-12V power transformer for WATCH display. It grant the function over 15 display devices

78,00



WB12

230VAC-12V feeder and 12V battery for application of max. nr. 6 WATCH display devices for mobile cabinet

116,00



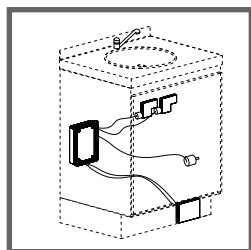
Example of application WATCH display devices

ACCESSORIES

SERIE SOUL




CODE	DESCRIPTION	W	D	H	€
------	-------------	---	---	---	---



SB3

Foot operated water pump with 24V electrovalve.
FOR CABINET STAND ON BASE

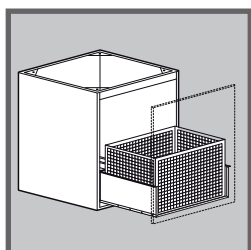
194,00



DME

Remote operated waterpump with 12V electrovalve.
FOR CABINET STAND ON CHASSIS OR WALL HUNG

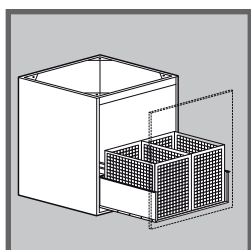
406,00



DWP

Integrated soap/antibacterial dispenser

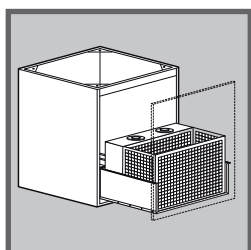
88,00



DWR

Set of 2 recycling bins 19 lts each

136,00








DWS

19 lts waste-bin + 2 used needles boxes

148,00






ACCESSORIES



CODE	DESCRIPTION	W	D	H	€
	SB8 Integrated soap/antibacterial dispenser				171,00
	SSA/50 Finishing metal panel for cabinet over base		52	82,5	95,00
	SSC/50 Finishing CORIAN® panel for cabinet over base		52	82,5	273,00
	SSA/60 Finishing metal panel for cabinet over base		60	82,5	97,00
	SSC/60 Finishing CORIAN® panel for cabinet over base		60	82,5	296,00
	SST/50 Finishing metal panel for cabinet over chassis		52	70,2	95,00
	SCT/50 Finishing CORIAN® panel for cabinet over chassis		52	70,2	273,00
	SST/60 Finishing metal panel for wall hung cabinet		60	70,2	97,00
	SCT/60 Finishing Corian® panel for wall hung cabinet		60	70,2	296,00

ACCESSORIES



	CODE	DESCRIPTION	W	D	H	€
	SSP	Supporting metal panel Measures : depth 50 x thk. 2 x height 82,5 cm	50	2	82,5	192,00
	GPF	Cable management hole and fitting, diam. 5 cm.				32,50
	CAL	Aluminium technical channel, per meter		8	9,2	41,00
	GPC-S	16A power point, English type				34,00
	SB10	Pull-out keyboard tray	63	27	8,5	115,50

ACCESSORIES



CODE

DESCRIPTION

W

D

H

€





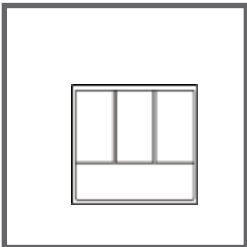
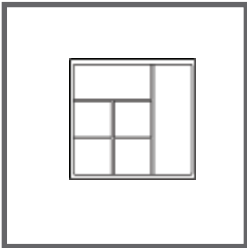

CSA

A type drawer for undertop installation

184,00

TRAY-INSERTS

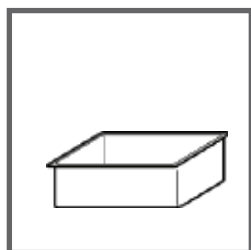


CODE	DESCRIPTION	W	D	H	€
	PSA Stainless steel tools cradles suitable for DIL tray				71,50
	DIL Flat tray	39	34	4	20,50
	DIR 4 compartments drawer tray	39	34	4	20,50
	DIS 6 compartments drawer tray	39	34	4	20,50
	DIP 9 compartments drawer tray	39	34	4	20,50

TRAY-INSERTS



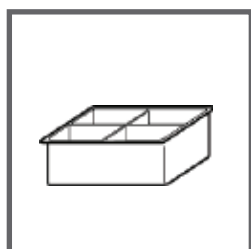
CODE	DESCRIPTION	W	D	H	€
------	-------------	---	---	---	---



SBLA

Flat tray

26,00



SBSA

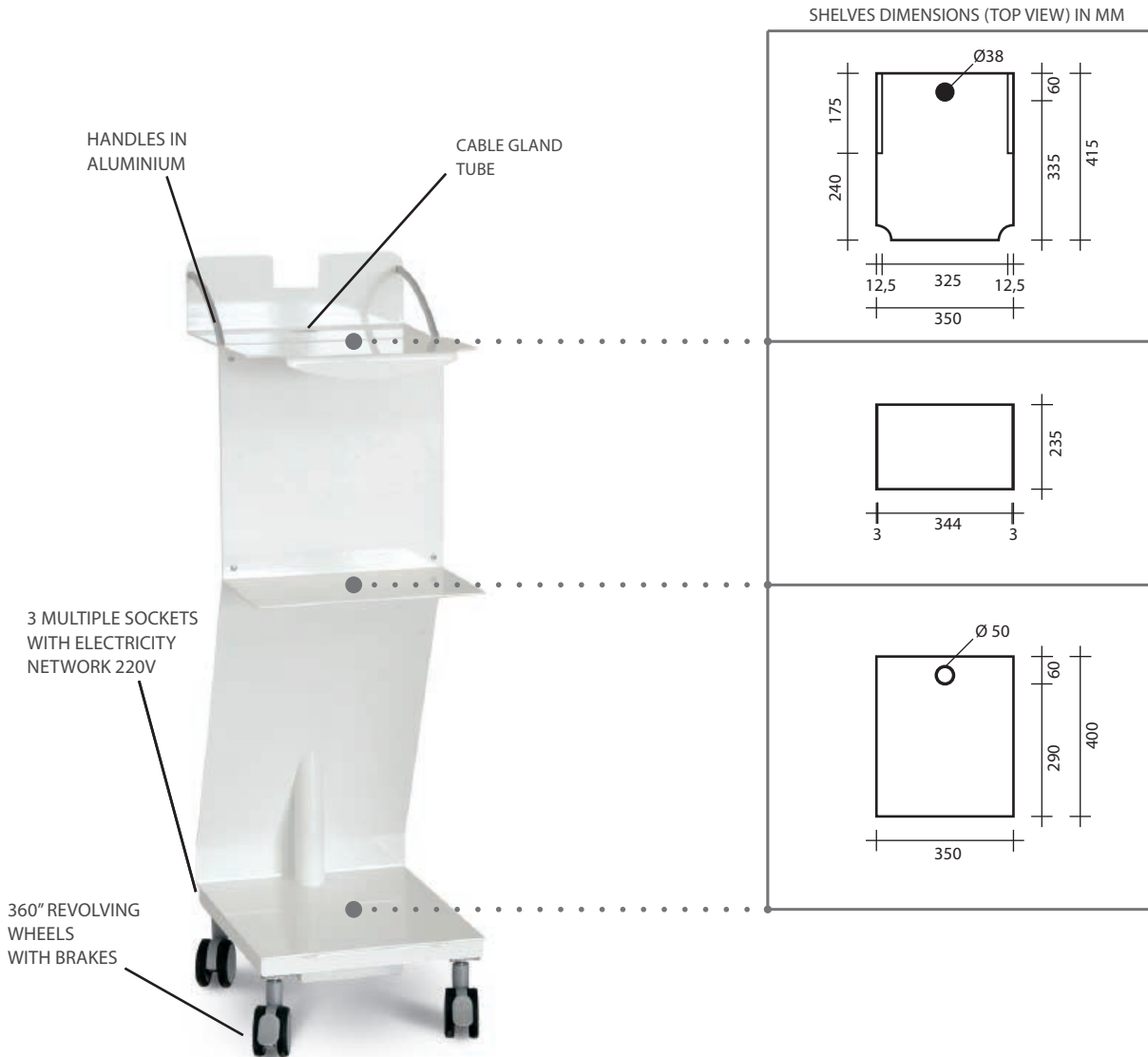
4 compartments tray

26,00

FEATURES

Trolleys

- The TROLL trolleys are made from electrogalvanized steel sheet 30/10 mm thick , coated in White ral 9010 or Black RAL 9005 matt finish. Electric installation with 3 Schuko power points
- QRX is entirely made from AISI 304 Stainless Steel 12/10 mm thick
It is supplied of 80 mm antistatic wheels with brake
- QCM also called "Di-Mayo" is entirely made from AISI 304 Stainless Steel with rounded edges instruments-shelf for surgery
Shelf measures are: 66 x 46 x thk .3 cm.
Height adjustable shelf from 89 to 124 cm with hydraulic pump. Stand with antistatic wheels with brake





MODELS

Trolleys



CODE

DESCRIPTION

W

D

H

€



TROLL-MED

Trolley inclusions:
- 3 shelves
- 3 x 16A Schuko power points

35

41,5

80

313,00



TROLL-MAC

Trolley inclusions:
- shelf for Apple PC
- shelf for Apple mini-keyboard
- 3 x 16A Schuko power points

35

41,5

80

313,00



TROLL-PC

Trolley inclusions:
- monitor support
- shelf for pc-tower stand
- extended shelf for large keyboard
- 3 x 16A Schuko power points

35

41,5

80

351,00



QRX

Stainless steel trolley inclusions:
- 2 shelves
- 1 large drawer

80

45

90

679,00



QCM

Surgery trolley, shelf with adjustable height

39

59

89/
124

992,00

FEATURES

MiniLAB

- **MiniBOX** finishing bench inclusions:
 - 1400 rpm. polishing lathe
 - silenced suction motor
 - daylight lamp
 - ON/OFF switch with safety fuse
 - transparent methacrylate safety cover
 - stand with wheels with brake
 - pre-arrangement for micromotor
 - HEPA filter-bag
- **iBOX-2.2** and **BL1T** features are edited on Serie GLOBO price list




MiniBOX



BENCHES


MiniLAB



CODE	DESCRIPTION	W	D	H	€
	<p>Bench inclusions:</p> <ul style="list-style-type: none"> - polishing lathe - suction - lighting - air-syringe 	50	50	112	3307,00
	<p>Bench inclusions:</p> <ul style="list-style-type: none"> - suction system with induction motor - led lighting - air-syringe 	80	70	120	2515,00
	One working place bench (BL1T-R right station)	110	60	93	1470,00
GLED	Led light with adjustable arm				204,00
ARIJET-SX	Suction system with induction motor				1070,00

PACKAGING



CODE	DESCRIPTION	W	D	H	€
	PKMS 2 cabinets cartonboard box on timber pallet	107	68	97	37,00



PKP	Worktops timber crate, per meter				42,00
------------	----------------------------------	--	--	--	--------------



ARIES MEDICAL srl

Via Venezia 105 | 31028 Vazzola TREVISO Italy

T. +39 0438 488 183 | F. +39 0438 488 187

info@aries-online.com

www.aries-online.com