



TREND

SERIE

PRICE LIST 2018

Serie TREND

Features



p. 2

Price list guide



p. 3

Examples of layout



p. 4 - 5

Pedestal units



p. 6 - 7

Bridge-worktops



p. 8

Sink-cabinets



p. 9

Cabinets



p. 10 - 11 -12

Mobile cabinets



p. 13 - 14

Desks

NEWS



p. 15 - 16

Accessories



sinks
p. 17 - 18



mixer faucets
p. 19 - 20



accessories
p. 21 > 23



drawer inserts
p. 24 > 25

Trolleys & MiniLAB



p. 26 > 29

Packaging



p. 30

Accessories

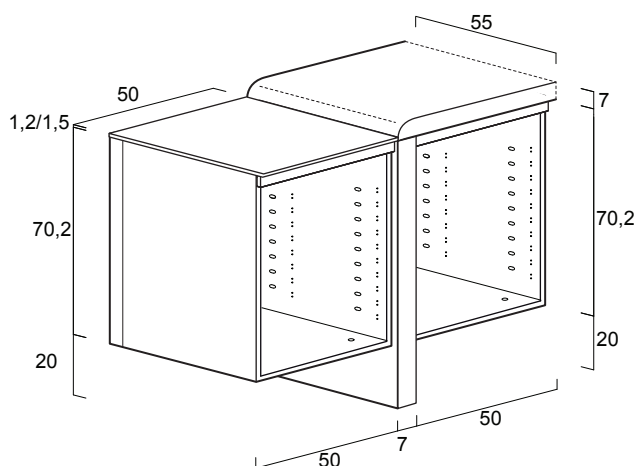
Complements

Packaging

FEATURES & MEASURES

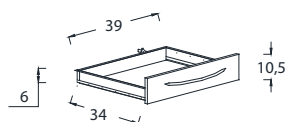
- Body, drawers and doors are made by electro-galvanized steel sheet 10/10 mm thick, coated by epoxy powders ;
 - Drawers with full extension, soft-close, square section and ball bearing runner ;
 - Cabinets sides with cavity to improve the loading capacity, durability and drawers noiseless of sliding ;
 - Handles are made by aluminium, satin finish
- Serie TREND is characterized by three bridge structures that act as support and/or by "garage" for cabinets. The cabinets can be hanging laterally, under the structure or on wheels.
- BRIDGE STRUCTURES:
 - Made with laminated E1 class plywood
 - Side panels are fitted with adjustable feet
- Finishes:
- Brushed Aluminium
 - Highland Pine
 - Maple

Measures are in cm.

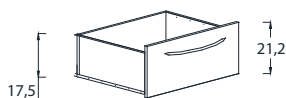


cabinets

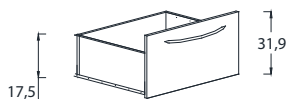
depth 48,5 cm.



A type - 65 mm. inner useful height
Trays > DIL, DIS, DIR, DIP



B type - 165 mm. inner useful height
Trays > DIL, DIS, DIR, DIP, SBLA, SBSA



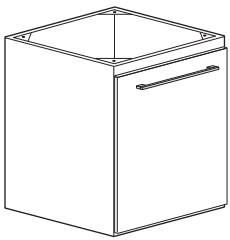
C type - 275 mm. inner useful height
Trays > SBLA, SBSA

drawers

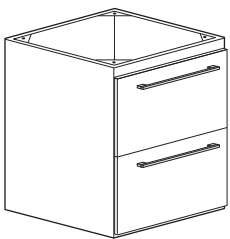
capacity load 40 Kg.

For an easy consultation of the catalogue, to find your convenient composition and formulation of costs, please follow the following step by step guide.

CABINETS




SINK CABINET




CABINET

- 1> Choose the bridge-structure (p. 8)
- 2> Choose the sink cabinet (p. 9)
- 3> Add sink and mixer faucet (p. 17 > 20)
- 4> Add the service cabinets and the mobile cabinet if needed (10 > 14)
- 5> Add facultative accessories (p. 21 > 25)
- 6> Add packaging (p. 30)

MOBILE CABINETS



SINK CABINET



CABINET

- 1> Choose the bridge-structure (p. 8)
- 2> Choose the mobile sink cabinet (p. 13)
- 3> Add mixer faucet and sink (p. 17 > 20)
- 4> Add the mobile cabinets (p. 13-14)
- 5> Add facultative accessories (p. 21 > 25)
- 6> Add packaging (p. 30)

LAYOUT EXAMPLES



TLB, Cabinet with prearrangements for sink, side hinged door
GR4, Mixer-faucet (GR7 for ceramic sink)
TR5, Cabinet with 3 soft-close drawers*
TR7, Cabinet with 5 soft-close drawers*
TR-16, Bridge structure for 3 cabinets
* Prices do not include inserts in the drawers

CODE	DESCRIPTION	W	D	H	€
TC1	With LX1 st./steel sink, undertop mounted	168,5	55	96	3795,00
TC1S	With LCT ceramic sink, undertop mounted	168,5	55	96	3840,00



TLB, Cabinet with prearrangements for sink, side hinged door
GR4, Mixer-faucet (GR7 for ceramic sink)
TS7, Mobile cabinet with 5 soft-close drawers*
TR5, Cabinet with 3 soft-close drawers*
TR-16, Bridge structure for 3 cabinets
* Prices do not include inserts in the drawers

CODE	DESCRIPTION	W	D	H	€
TC2	With LX1 st./steel sink, undertop mounted	168,5	55	96	4123,00
TC2S	With LCT ceramic sink, undertop mounted	168,5	55	96	4168,00



TSL, Mobile cabinet w/ prearrangements for sink, side hinged door
GR4, Mixer-faucet (GR7 for ceramic sink)
TS7, Mobile cabinet with 5 soft-close drawers*
TS5, Mobile cabinet with 3 soft-close drawers*
TR-16, Bridge structure for 3 cabinets
* Prices do not include inserts in the drawers

CODE	DESCRIPTION	W	D	H	€
TC3	With LX1 st./steel sink, undertop mounted	168,5	55	96	4780,00
TC3S	With LCT ceramic sink, undertop mounted	168,5	55	96	4825,00

LAYOUT EXAMPLES



TLB, Cabinet with prearrangments for sink, side hinged door
GR4, Mixer-faucet (GR7 for ceramic sink)
TR3, Cabinet with 3 soft-close drawers*
TR7, Cabinet with 5 soft-close drawers*
TR5, Cabinet with 3 soft-close drawers*
TR-21, Bridge structure for 4 cabinets
* Prices do not include inserts in the drawers

CODE	DESCRIPTION	W	D	H	€
TC4	With LX1 st./steel sink, undertop mounted	218,5	55	96	4355,00
TC4S	With LCT ceramic sink, undertop mounted	218,5	55	96	4400,00



TLB, Cabinet with prearrangments for sink, side hinged door
GR4, Mixer-faucet (GR7 for ceramic sink)
TR3, Cabinet with 3 soft-close drawers*
TS7, Mobile cabinet with 5 soft-close drawers*
TR5, Cabinet with 3 soft-close drawers*
TR-21, Bridge structure for 4 cabinets
* Prices do not include inserts in the drawers

CODE	DESCRIPTION	W	D	H	€
TC5	With LX1 st./steel sink, undertop mounted	218,5	55	96	4683,00
TC5S	With LCT ceramic sink, undertop mounted	218,5	55	96	4728,00



TSL, Mobile cabinet w/ prearrangments for sink, side hinged door
GR4, Mixer-faucet (GR7 for ceramic sink)
TS5, Mobile cabinet with 3 soft-close drawers*
TS7, Mobile cabinet with 5 soft-close drawers*
TS3, Mobile cabinet with 3 soft-close drawers*
TR-21, Bridge structure for 4 cabinets
* Prices do not include inserts in the drawers

CODE	DESCRIPTION	W	D	H	€
TC6	With LX1 st./steel sink, undertop mounted	218,5	55	96	5984,00
TC6S	With LCT ceramic sink, undertop mounted	218,5	55	96	6029,00



AISI 304 stainless steel pedestal unit inclusions:
 TLS, Cabinet with push-to-release opening door and waste bin
 SPEEDY, Electronic mixer-faucet
 LCC, Corian® sink

CODE	DESCRIPTION	W	D	H	€
TRC1	Including DHF, disposable dispenser overhead cabinet	50	58	200	3851,00
TRC2	Including DHE, storage overhead cabinet	50	58	200	3718,00



AISI 304 stainless steel pedestal unit inclusions:
 TLS, Cabinet with push-to-release opening door and waste bin
 GR8, Surgery lever mixer faucet
 LCC, Corian® sink

CODE	DESCRIPTION	W	D	H	€
TRC3	Including DHF, disposable dispenser overhead cabinet	50	58	200	3256,00
TRC4	Including DHE, storage overhead cabinet	50	58	200	3028,00



AISI 304 stainless steel pedestal unit inclusions:
 TLS, Cabinet with push-to-release opening door and waste bin
 SPEEDY, Electronic mixer-faucet
 TSD, Stratificato Print worktop
 LX1V, Stainless steel top mounted sink

CODE	DESCRIPTION	W	D	H	€
TRC5	Including DHF, disposable dispenser overhead cabinet	50	58	200	3044,00
TRC6	Including DHE, storage overhead cabinet	50	58	200	2816,00



AISI 304 stainless steel pedestal unit inclusions:
 TLS, Cabinet with set of recycling waste bins, push-to-release opening door
 GR8, Surgery lever mixer faucet
 TSD, Stratificato Print worktop
 LX1V, Stainless steel top mounted sink

CODE	DESCRIPTION	W	D	H	€
TRC7	Including DHF, disposable dispenser overhead cabinet	50	58	200	2449,00
TRC8	Including DHE, storage overhead cabinet	50	58	200	2221,00



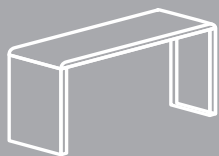
AISI 304 stainless steel pedestal unit inclusions:
 TLB, Sink cabinet with waste bin
 GR4, Surgery lever mixer faucet
 TDC-12, Corian® worktop, Glacier White finish
 LCOT, Thermo-moulded Corian® sink
 MIR, Mirror with lighting and bath-accessories holder

CODE	DESCRIPTION	W	D	H	€
TRH1	Including bath-accessories (glass, soap dispenser and tray)	50	58	200	2843,00
TRH2	Without bath-accessories	50	58	200	2408,00



AISI 304 stainless steel pedestal unit inclusions:
 TLB, Sink cabinet with waste bin
 GR4, Surgery lever mixer faucet
 TSD, Stratificato Print worktop
 LX1V, Stainless steel sink top mounted
 MIR, Mirror with lighting and accessories holder

CODE	DESCRIPTION	W	D	H	€
TRH3	Including bath-accessories (glass, soap dispenser and tray)	50	58	200	2255,00
TRH4	Without bath-accessories	50	58	200	1820,00



BRIDGE STRUCTURES - WORKTOPS



TREND



CODE

DESCRIPTION

W

D

H

€



TR-11

Structure for 2 + 2 cabinets
TR11-W = white pine
TR11-A = brushed aluminium
TR11-M = maple

118,5

55

96

921,00



TR-16

Structure for 3 + 2 cabinets
TR16-W = white pine
TR16-A = brushed aluminium
TR16-M = maple

168,5

55

96

1057,00



TR-21

Structure for 4 + 2 cabinets
TR21-W = white pine
TR21-A = brushed aluminium
TR21-M = maple

218,5

55

96

1185,00



TTS

Stratificato Print, white or grey worktop for external hung cabinets

50

55

1,2

181,00



TTV

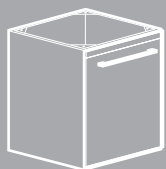
Coloured glass worktop for external hung cabinets

50

55

1,5

146,00



SINK CABINETS

TREND
SERIE



CODE

DESCRIPTION

W

D

H

€



TLB

Cabinet inclusions:

- prearrangements for sink installation
- siphon
- 20 lts. waste-bin
- right hand side-hinged door (left hand side by request)

50

48,5

70,2

499,00



TLG

Cabinet inclusions:

- prearrangements for sink installation
- siphon
- knee opening door
- 20 lts. waste-bin

50

48,5

70,2

536,00



TLBS

Cabinet inclusions:

- prearrangements for sink installation
- siphon
- sliding door

Optional:

PUSH-T, push-to-release opening door

DWP, 36 lts waste-bin

DWR, set of recycling bins 20 lts. each

DWS, 20 lts bin with 2 used needles boxes

50

48,5

70,2

708,00



CABINETS

TREND
SERIE



CODE

DESCRIPTION

W

D

H

€



TR1

Cabinet inclusions:
- right hand side-hinged door
- 2 height adjustable shelves

50

48,5

70,2

432,00



TR2

Cabinet inclusions:
- 2 x C type soft-close drawers

50

48,5

70,2

616,00



TR2A

Cabinet inclusions:
- down flap door and pull out shelf
- 16A power point
- 1 x A type soft-close drawer
- 1 x B type soft-close drawer

50

48,5

70,2

944,00



TR22

Cabinet inclusions:
- 1 x A type soft-close drawer
- 1 door with adjustable shelf

50

48,5

70,2

548,00



TR3

Cabinet inclusions:
- 1 x A type soft-close drawer
- 1 x B type soft-close drawer
- 1 x C type soft-close drawer

50

48,5

70,2

748,00



CABINETS

TREND
SERIE



CODE

DESCRIPTION

W

D

H

€



TR4

Cabinet inclusions:
- 3 x A type soft-close drawers
- 1 x C type soft-close drawer

50

48,5

70,2

880,00



TR5

Cabinet inclusions:
- 3 x B type soft-close drawers

50

48,5

70,2

748,00



TR6

Cabinet inclusions
- 2 x A type soft-close drawers
- 2 x B type soft-close drawers:

50

48,5

70,2

880,00



TR7

Cabinet inclusions:
- 4 x A type soft-close drawers
- 1 x B type soft-close drawer

50

48,5

70,2

1016,00



TR8

Cabinet inclusions:
- 6 x A type soft-close drawers

50

48,5

70,2

1192,00



CABINETS



CODE

DESCRIPTION

W

D

H

€



TR9

Cabinet inclusions:

- PC hardware door
- drawer with capsizable front for keyboard
- cable-management hole and fitting

50

48,5

70,2






635,00



MOBILE CABINETS

TREND
SERIE







CODE	DESCRIPTION	W	D	H	€
	<p>Mobile cabinet inclusions:</p> <ul style="list-style-type: none"> - prearrangements for sink installation - siphon - waste-bin - right hand side-hinged door (left hand side by request) - Stratificato Print worktop, white finish - castors with brakes 	50	51	88	828,00
	<p>Mobile cabinet inclusions:</p> <ul style="list-style-type: none"> - 2 x A type soft-close drawers - 2 x C type soft-close drawers - Stratificato Print worktop, white finish - castors with brakes 	50	51	88	944,00
	<p>Mobile cabinet inclusions:</p> <ul style="list-style-type: none"> - 1 x A type soft-close drawer - 1 x B type soft-close drawer - 1 x C type soft-close drawer - Stratificato Print worktop, white finish - castors with brakes 	50	51	88	1076,00
	<p>Mobile cabinet inclusions:</p> <ul style="list-style-type: none"> - 3 x A type soft-close drawers - 1 x C type soft-close drawer - Stratificato Print worktop, white finish - castors with brakes 	50	51	88	1208,00
	<p>Mobile cabinet inclusions:</p> <ul style="list-style-type: none"> - 3 x B type soft-close drawers - Stratificato Print worktop, white finish - castors with brakes 	50	51	88	1076,00

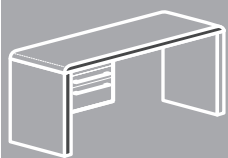


MOBILE CABINETS

TREND
SERIE



CODE	DESCRIPTION	W	D	H	€
	<p>Mobile cabinet inclusions:</p> <ul style="list-style-type: none"> - 2 x A type soft-close drawers - 2 x C type soft-close drawers - Stratificato Print worktop, white finish - castors with brakes 	50	51	88	1208,00
	<p>Mobile cabinet inclusions:</p> <ul style="list-style-type: none"> - 4 x A type soft-close drawers - 1 x B type soft-close drawer - Stratificato Print worktop, white finish - castors with brakes 	50	51	88	1344,00
	<p>Mobile cabinet inclusions:</p> <ul style="list-style-type: none"> - 6 x A type soft-close drawers - Stratificato Print worktop, white finish - castors with brakes 	50	51	88	1520,00
	<p>Mobile cabinet inclusions:</p> <ul style="list-style-type: none"> - door with 30 lts waste bin - castors with brakes - Stratificato worktop with hole and lid 	50	51	88	896,00



DESKS

TREND
SERIE



CODE	DESCRIPTION	W	D	H	€
------	-------------	---	---	---	---



S16

Desk

S16-W = white pine
S16-A = brushed aluminium
S16-M = maple

168,5 55 77 **1100,00**



S16A

Desk and cabinet inclusions :
- 3 x A type soft-close drawers

S16A-W = white pine
S16A-A = brushed aluminium
S16A-M = maple

168,5 55 77 **1734,00**



S16B

Desk and cabinet inclusions :
- 1 x A type soft-close drawer
- 1 x B type soft-close drawer

S16B-W = white pine
S16B-A = brushed aluminium
S16B-M = maple

168,5 55 77 **1889,00**



S16C

Desk and cabinet inclusions :
- 1 x C type soft-close drawer with key lock and
fitting for patient's folders.
Optional: 29624, set of 50 carton-folders

S16C-W = white pine
S16C-A = brushed aluminium
S16C-M = maple

168,5 55 77 **1550,00**

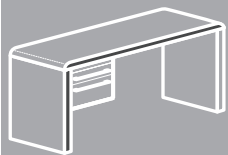


S16AS

Desk and mobile cabinet inclusions :
- 3 x A type soft-close drawers



S16AS-W = white pine
S16AS-A = brushed aluminium
S16AS-M = maple

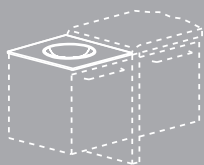
168,5 55 77 **1900,00**



DESKS



CODE	DESCRIPTION	W	D	H	€
	<p>Desk and mobile cabinet inclusions :</p> <ul style="list-style-type: none"> - 1 x A type soft-close drawer - 1 x B type soft-close drawer <p>S16BS-W = white pine S16BS-A = brushed aluminium S16BS-M = maple</p>	168,5	55	77	1750,00
	<p>Desk and mobile cabinet inclusions :</p> <ul style="list-style-type: none"> - 1 x C type soft-close drawer with key lock and fitting for patient's folders. <p>Optional: 29624, set of 50 carton-folders</p> <p>S16CS-W = white pine S16CS-A = brushed aluminium S16CS-M = maple</p>	168,5	55	77	1700,00



SINKS

TREND
SERIE



CODE

DESCRIPTION

W

D

H

€



LX1V

For bridgeworktop structure

Half-spherical stainless steel sink, **top-mounted**

153,00

LX1

Half-spherical stainless steel sink, **undertop-mounted**

291,00



LC1

For bridgeworktop structure

Oval ceramic sink, **undertop-mounted**

352,00



LXP

For hung external cabinets

Stratificato Print white or grey worktop with st./steel bowl sink, **undertop-mounted**

50

55

1,2

326,00



LVP

For hung external cabinets

Colored float-glass worktop with **moulded** sink

50

55

1,5

861,00



LCP

For hung external cabinets

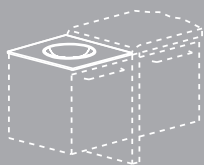
Corian® worktop with **moulded** sink

50

55

1,2

714,00



SINKS

TREND
SERIE



CODE

DESCRIPTION

W

D

H

€



LXX

For prophylaxis pedestal unit

Stratificato Print white or grey worktop with stainless steel bowl sink, **undertop-mounted**

326,00



LCC

For prophylaxis pedestal unit

Corian® sink

1040,00



MIXER FAUCETS



TREND

SERIE

available ✓
not available X

ceramic sink
st./steel sink
glass sink

CODE DESCRIPTION

€



GR4 Surgery lever mixer faucet

X ✓ ✓

184,00



GR7 Surgery lever mixer faucet

✓ X X

168,00



MICRO Surgery lever mixer faucet

✓ ✓ ✓

290,00



BLITZ Squared design mixer faucet

X ✓ ✓

347,00



SETTE Infrared operated mixer faucet

✓ ✓ ✓

678,00

MIXER FAUCETS



available ✓
not available X

ceramic sink
st./steel sink
glass sink

CODE

DESCRIPTION

€



MISCEA

Sanitary full infrared operated mixer faucet, soap and disinfectant integrated dispensers

✓ ✓ ✓

by request



Q-TAP

Infrared operated mixer faucet

✓ ✓ ✓

656,00



Q-SOAP

Infrared operated soap dispenser

✓ ✓ ✓

866,00



SPEEDY

Infrared operated mixer faucet 230V/120V

For pedestal unit

767,00



GR8

Surgery lever mixer faucet


For pedestal unit

171,00

ACCESSORIES



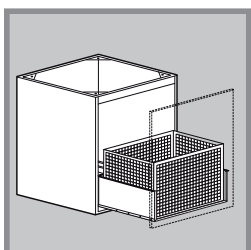
CODE	DESCRIPTION	W	D	H	€
------	-------------	---	---	---	---



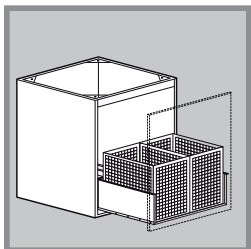
DME	Remote operated waterpump with 24V electrovalve				406,00
------------	---	--	--	--	---------------



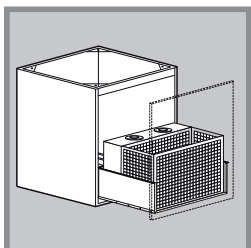
LTR	Aluminium profile with LED light, 12W/m 3800K° including ballast (180-264Vin AC - 24Volt DC)				
	LTR-11 - for W. 118,5 cm. worktop				88,00
	LTR-16 - for W. 168,5 cm. worktop				112,00
	LTR-21 - for W. 218,5 cm. worktop				175,00



DWP	36 lts waste-bin				88,00
------------	------------------	--	--	--	--------------



DWR	Set of 2 recycling bins 20 lts each				136,00
------------	-------------------------------------	--	--	--	---------------



DWS	20 lts waste-bin + 2 used needles boxes				148,00
------------	---	--	--	--	---------------

ACCESSORIES



CODE	DESCRIPTION	W	D	H	€
------	-------------	---	---	---	---



PUSH-T	Push-to-release opening system				92,00
---------------	--------------------------------	--	--	--	--------------



SB8	Integrated soap/antibacterial dispenser				171,00
------------	---	--	--	--	---------------



GPF	Cable management hole and fitting, diam. 5 cm.				32,50
------------	--	--	--	--	--------------



GPC-S	Electric socket 16A, Schuko type				34,00
--------------	----------------------------------	--	--	--	--------------






GPC-E	Electric socket 16A, English type				42,00
--------------	-----------------------------------	--	--	--	--------------



UV-SET	Set for cabinet with door (TR1) inclusions: - UVB antibacterial lamp - 6 glass shelves - safe switch				683,00
---------------	---	--	--	--	---------------



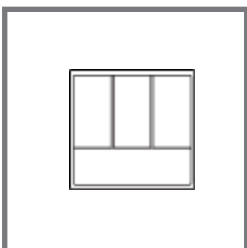


ACCESSORIES



CODE	DESCRIPTION	W	D	H	€
	SMA Lock suitable for cabinet door				63,00
	SMC Lock suitable for set of drawers				137,00
	DRS Additional cost for pull out shelf				58,00
	SB10 Pull-out keyboard tray				115,50
	CTR Keyboard drawer with capsizable front				196,00
	29624 Patient's folder W. 37 x H. 25 Set of 50 pz.				131,00

TRAY INSERTS



CODE	DESCRIPTION	W	D	H	€
	PSA Pair of stainless steel tools cradle suitable for DIL tray				71,50
	DIL Flat tray	39	34	4	20,50
	DIR 4 compartments tray	39	34	4	20,50
	DIS 6 compartments tray	39	34	4	20,50
	DIP 9 compartments tray	39	34	4	20,50

TRAY INSERTS



CODE

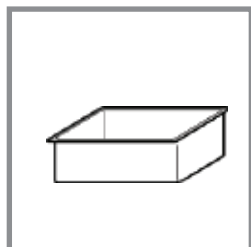
DESCRIPTION

W

D

H

€



SBLA

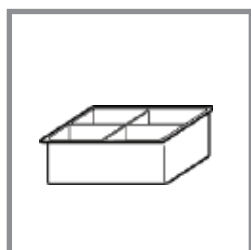
Flat tray 16 cm. height

39

34

16

27,50



SBSA

4 compartments tray 16 cm. height

39

34

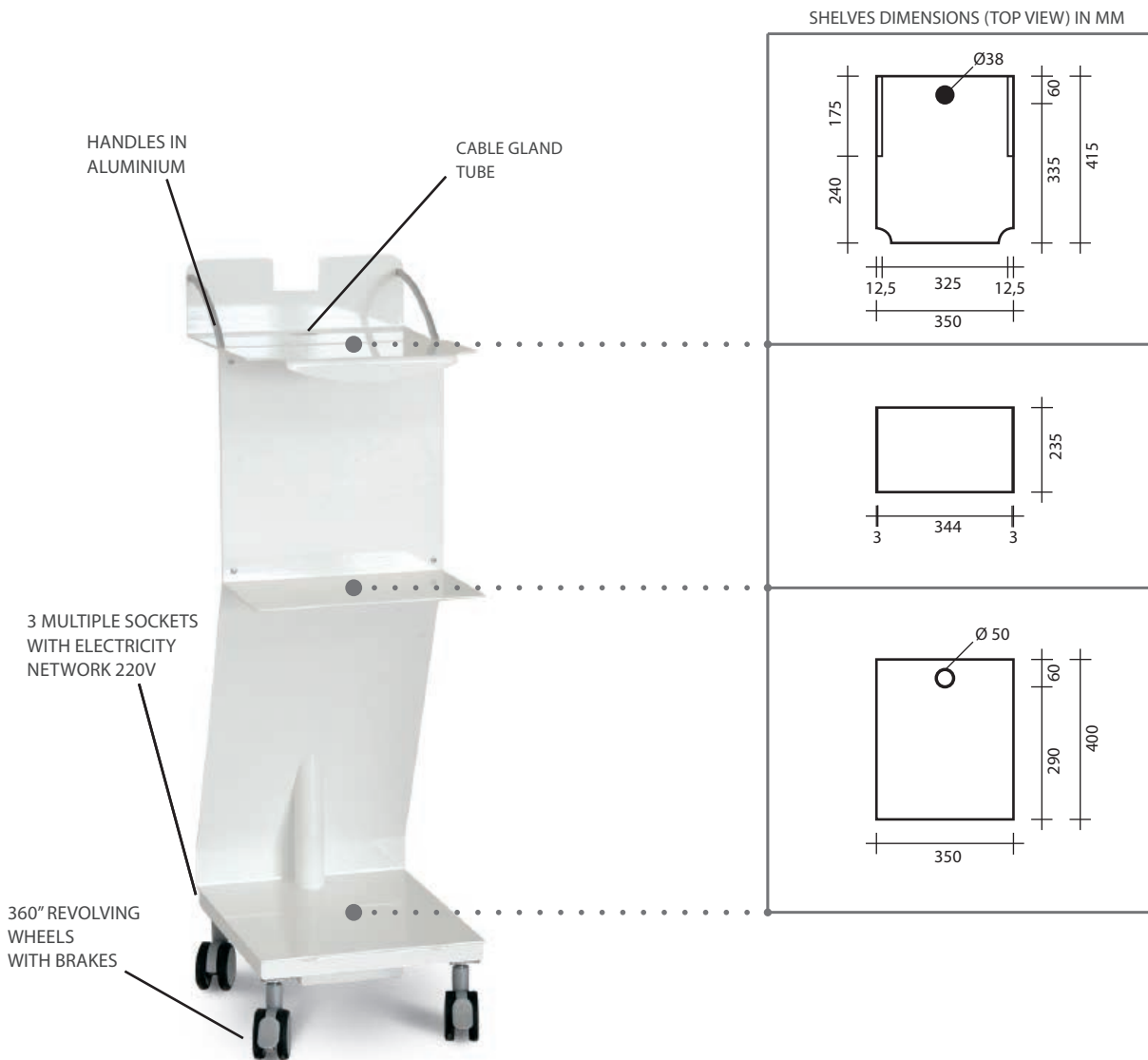
16

27,50

FEATURES

Trolleys

- The TROLL trolleys are made from electrogalvanized steel sheet 30/10 mm thick , coated in White ral 9010 or Black RAL 9005 matt finish. Electric installation with 3 Schuko power points
- QRX is entirely made from AISI 304 Stainless Steel 12/10 mm thick
It is supplied of 80 mm antistatic wheels with brake
- QCM also called "Di-Mayo" is entirely made from AISI 304 Stainless Steel with rounded edges instruments-shelf for surgery
Shelf measures are: 66 x 46 x thk .3 cm.
Height adjustable shelf from 89 to 124 cm with hydraulic pump. Stand with antistatic wheels with brake





MODELS

Trolleys



CODE

DESCRIPTION

W

D

H

€



TROLL-MED

Trolley inclusions:
- 3 shelves
- 3 x 16A Schuko power points

35

41,5

80

313,00



TROLL-MAC

Trolley inclusions:
- shelf for Apple PC
- shelf for Apple mini-keyboard
- 3 x 16A Schuko power points

35

41,5

80

313,00



TROLL-PC

Trolley inclusions:
- monitor support
- shelf for pc-tower stand
- extended shelf for large keyboard
- 3 x 16A Schuko power points

35

41,5

80

351,00



QRX

Stainless steel trolley inclusions:
- 2 shelves
- 1 large drawer

80

45

90

679,00



QCM

Surgery trolley, shelf with adjustable height

39

59

89/
124

992,00

FEATURES

MiniLAB

- **MiniBOX** finishing bench inclusions:
 - 1400 rpm. polishing lathe
 - silenced suction motor
 - daylight lamp
 - ON/OFF switch with safety fuse
 - transparent methacrylate safety cover
 - stand with wheels with brake
 - pre-arrangement for micromotor
 - HEPA filter-bag
- **iBOX-2.2 and BL1T** features are edited on Serie GLOBO price list




MiniBOX



BENCHES

MiniLAB



CODE	DESCRIPTION	W	D	H	€
	<p>Bench inclusions:</p> <ul style="list-style-type: none"> - polishing lathe - suction - lighting - air-syringe 	50	50	112	3307,00
	<p>Bench inclusions:</p> <ul style="list-style-type: none"> - suction system with induction motor - led lighting - air-syringe 	80	70	120	2515,00
	<p>BL1T-L Single bench (BL1T-R right workstation)</p> <p>GLED Led light with adjustable arm</p> <p>ARIJET-SX Suction system with induction motor</p>	110	60	93	<p>1470,00</p> <p>204,00</p> <p>1070,00</p>

PACKAGING



CODE

DESCRIPTION

W

D

H

€



PKMS

Cartonboard box on timber pallet for 2 cabinets

37,00



PKP

Timber crate for worktops, per meter

42,00



ARIES MEDICAL srl

Via Venezia 105 | 31028 Vazzola TREVISO Italy

T. +39 0438 488 183 | F. +39 0438 488 187

info@aries-online.com

www.aries-online.com