



# QUADRA<sup>2</sup>

SERIE

rev. 01 of 10/05/18

PRICE LIST 2018

serie Quadra.2

Features

p. 2 - 3

Price list guide

p. 4

Layout exemples for surgery

p. 5 - 6

Layout exemples for sterilization areas

p. 7 > 8

Sink cabinets

p. 9

Service cabinets

p. 10 > 13

Mobile cabinets

p. 14

Accessories

Accessories

worktops  
p. 15 > 19

sinks  
p. 20 > 23

mixer-faucets  
24 > 25

accessories  
p. 26 > 32

Tray-inserts for drawers

p. 33 - 34

Complements

Overhead cabinets

p. 35

Trolleys & MiniLAB

p. 36 > 39

Packaging

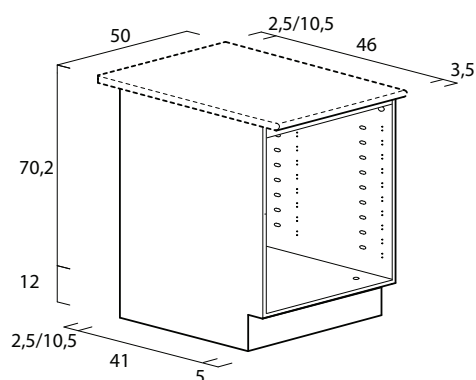
Packaging

p. 40

## FEATURES

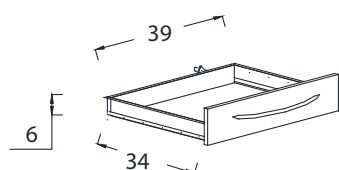


- Body, drawers and doors are made by electro-galvanized steel sheet 10/10 mm thick, coated by epoxy powders ;
- Standing on integrated base-plinth with hidden adjustable feet to ensure a perfect adherence to the floor ;
- Drawers with full extension teflon rollers slides with soft-close system;
- Doors and drawers are fitted with siliconic joint ;
- Handles are available in satinized aluminium, art. GMA or stainless steel art QMX ;
- Back side opened to facilitate the technical connections ;
- Opening bottom to facilitate the cleaning operations ;
- Reinforced structure ;
- Measures are in cm. ;
- Articles and accessories marked with **STERILISATION** label are suitable for this technical furnishing.

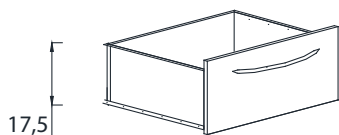


cabinets

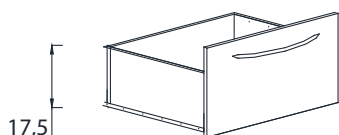
depth 46 cm.



**A type** - 6,5 cm. inner useful height  
Trays > DIL, DIS, DIR, DIP



**B type** - 16,5 cm. inner useful height  
Trays > DIL, DIS, DIR, DIP, SBLA, SBSA



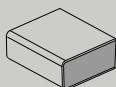
**C type** - 27,5 cm. inner useful height  
Trays > SBLA, SBSA

drawers

cap. load 40 Kg.

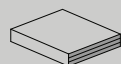
## WORKTOP FEATURES

- HPL LAMINATE



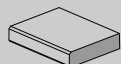
Material: resin-bonded wood particle-board, high-pressure laminate (HPL) in class E1 and post-formed to 28.5 mm thick, with anti-humidity treatment. Scratch-resistant surface.

- STRATIFICATO PRINT HPL



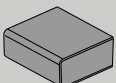
Material: made entirely from layers of cellulose fibres with external high-pressure laminate, 12 mm thick.

- GLASS



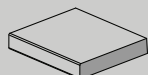
Material: float glass, normal or extra-white, back painted in any colour chosen from the entire RAL range. 15 mm thick.

- STAINLESS STEEL



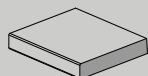
Material: metal and carbon alloy, AISI 304 certified, 12/10 mm thick, Scotch-Brite™ finish, it is glued to an E1 grade particleboard backing. 28.5 mm thick.

- CORIAN®



Material: advanced composite offering superior performance and great design versatility. Perfectly uniform, without visible joins. Thicknesses: 12, 30\* and 40\* mm (\*with particle board backing).

- CERAM SLAB




Material: surface in pure ceramic 12 mm thick. (5 mm for the backsplash), extremely resistant.

		HPL LAMINATE	STRATIFICATO HPL	GLASS	ST./STEEL	CORIAN®	CERAM SLAB
RESISTANCE TO EXTERNAL AGENTS	HUMIDITY	LOW	HIGH	HIGH	HIGH	HIGH	HIGH
	SCRATCHES	MEDIUM	MEDIUM	LOW	LOW	MEDIUM	HIGH
	HEAT	LOW	MEDIUM	HIGH	HIGH	HIGH	HIGH
	SPOTS	MEDIUM	MEDIUM	HIGH	HIGH	MEDIUM	HIGH
	FACILITY OF SANITATION	MEDIUM	MEDIUM	HIGH	HIGH	HIGH	HIGH

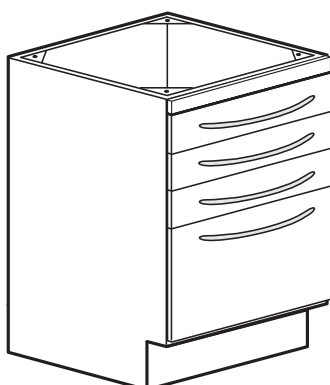
For an easy consultation of the catalogue, to find your convenient composition and formulation of costs, please follow step by step the following guide.

## SINK CABINET



- 1> Choose model of the sink-cabinet (p. 9)
- 2> Add worktop (p. 15 > 19)
- 3> Add sink (p. 20 > 23)
- 4> Add mixer-faucet (p. 24 - 25)
- 5> Add facultative accessories (p. 26 > 32)
- 6> Add packaging (p. 40)

## SERVICE CABINETS



- 1> Choose the service cabinet (p. 14 > 18)
- 2> Add worktop (p. 15 > 19)
- 3> Add facultative accessories (p. 26 > 34)
- 4> Add packaging (p. 40)

## LAYOUT EXAMPLES

**QUADRA<sup>2</sup>** SERIE



QMLE, Sink-cabinet, side-hinged door  
 QM3E, Cabinet with 3 drawers\* w/ dumper  
 QM1E, Cabinet with door and shelves  
 QR7E, Mobile cabinet with 5 drawers\* w/ dumper  
 GR4, Mixer-faucet with medical lever  
 SP5S HPL laminate worktop depth 52 cm. with seamless backsplash  
 \* Prices do not include inserts in the drawers

CODE	DESCRIPTION	W	D	H	€
QE21	LX1P, St./steel top mounted sink	210	52	85/90	2850,80
QE23	LX1, Halph-spherical st./steel undertop mounted sink	210	52	85/90	3000,80
QE25	LC1, Oval ceramic flush mounted sink	210	52	85/90	3045,80



QMLE, Sink-cabinet, side-hinged door  
 QM3E, Cabinet with 3 drawers\* w/ dumper  
 QM1E, Cabinet with door and shelves  
 QM7E, Cabinet with 5 drawers\* w/ dumper  
 GR4, Mixer-faucet with medical lever  
 SP5S HPL laminate worktop depth 52 cm. with seamless backsplash  
 \* Prices do not include inserts in the drawers

CODE	DESCRIPTION	W	D	H	€
QE51	LX1P, St./steel top mounted sink	200	52	85/90	2688,00
QE53	LX1, Halph-spherical st./steel undertop mounted sink	200	52	85/90	2838,00
QE55	LC1, Oval ceramic flush mounted sink	200	52	85/90	2883,00



QMLE, Sink-cabinet, side-hinged door  
 QM3E, Cabinet with 3 drawers\* w/ dumper  
 QM1E, Cabinet with door and shelves  
 QR7E, Mobile cabinet with 5 drawers\* w/ dumper  
 GR4, Mixer-faucet with medical lever  
 SP5S HPL laminate worktop depth 52 cm. with seamless backsplash  
 \* Prices do not include inserts in the drawers

CODE	DESCRIPTION	W	D	H	€
QE26	LX1P, St./steel top mounted sink	210	52	85/90	3300,20
QE27	LX1, Halph-spherical st./steel undertop mounted sink	210	52	85/90	3450,20
QE28	LC1, Oval ceramic flush mounted sink	210	52	85/90	3495,20

## LAYOUT EXAMPLES

**QUADRA<sup>2</sup>** SERIE



QMLE, Sink-cabinet, side-hinged door  
 QM4E, Cabinet with 4 drawers\* w/ dumper  
 QM1E, Cabinet with door and shelves  
 QM7E, Cabinet with 5 drawers\* w/ dumper  
 GR4, Mixer-faucet with medical lever  
 TSQ5+STA, **Stratificato HPL worktop with backsplash**  
 \* Prices do not include inserts in the drawers

CODE	DESCRIPTION	W	D	H	€
<b>QE56</b>	<b>LX1V, Halph-spherical st./steel mounted top sink</b>	200	52	85/91	<b>3116,00</b>
<b>QE57</b>	<b>LX1, Halph-spherical st./steel undertop mounted sink</b>	200	52	85/90	<b>3266,00</b>
<b>QE58</b>	<b>LC1, Oval ceramic flush mounted sink</b>	200	52	85/90	<b>3311,00</b>



QMLE, Sink-cabinet, side-hinged door  
 QM4E, Cabinet with 4 drawers\* w/ dumper  
 QM1E, Cabinet with door and shelves  
 QR7E, Mobile cabinet with 5 drawers\* w/ dumper  
 GR4, Mixer-faucet with medical lever  
 TVT5+DSG, **Glass worktop with backsplash**  
 \* Prices do not include inserts in the drawers

CODE	DESCRIPTION	W	D	H	€
<b>QE60</b>	<b>LX1V, Halph-spherical st./steel mounted top sink</b>	210	52	85/91	<b>3998,30</b>
<b>QE61</b>	<b>LVT, Halph-spherical thermo moulded glass sink</b>	210	52	85/91	<b>4122,30</b>



QMLE, Sink-cabinet, side-hinged door  
 QM4E, Cabinet with 4 drawers\* w/ dumper  
 QM1E, Cabinet with door and shelves  
 QM7E, Cabinet with 5 drawers\* w/ dumper  
 GR4, Mixer-faucet with medical lever  
 TVT5+DSG, **Glass worktop with backsplash**  
 \* Prices do not include inserts in the drawers

CODE	DESCRIPTION	W	D	H	€
<b>QE62</b>	<b>LX1V, Halph-spherical st./steel mounted top sink</b>	200	52	85/91	<b>3788,00</b>
<b>QE63</b>	<b>LVT, Halph-spherical thermo moulded glass sink</b>	200	52	85/91	<b>3912,00</b>





- 1 x QMLE, Sink-cabinet, side-hinged door
  - 1 x QM1E, Cabinet with door and shelves
  - 1 x QM3E, Cabinet with 3 drawers\* w dumper
  - 1 x QSB, W. 60 cm. cabinet with door and shelf, prearrangement for refrigerator installation
  - 1 x QCA, Cabinet for autoclave and sealing machine
  - 1 x SH20/VT, Overhead cabinet w/ glass sliding doors
  - 1 x SHE/MD, Overhead cabinet with painted metal door
- \* Prices do not include inserts in the drawers

CODE	DESCRIPTION	W	D	H	€
ST11	GMP/W HPL laminate worktop 60 cm. depth, GSX backsplash, SVXA stainless steel sink , GRD mixer-faucet with shower	210	60	88/203	4010,50



- 1 x QMLE, Sink-cabinet, side-hinged door
  - 1 x QM1E, Cabinet with door and shelves
  - 1 x QM3E, Cabinet with 3 drawers\* w dumper
  - 1 x QSB, W. 60 cm. cabinet with door and shelf, prearrangement for refrigerator installation
  - 1 x QCA, Cabinet for autoclave and sealing machine
  - 1 x SH20/VT Overhead cabinet with glass sliding doors
  - 1 x SHE/MD, Overhead cabinet with painted metal door
- \* Prices do not include inserts in the drawers

CODE	DESCRIPTION	W	D	H	€
ST21	GMX/6 stainless steel worktop 60 cm. depth, GSX backsplash, SVXA stainless steel sink , GRD mixer-faucet with shower	210	60	88/203	4775,00





- 1 x QMLE, Sink-cabinet, side-hinged door
  - 1 x QM1E, Cabinet with door and shelves
  - 1 x QM3E, Cabinet with 3 drawers\* w/ dumper
  - 1 x QSB, W. 60 cm. cabinet with door and shelf, prearrangement for refrigerator installation
  - 1 x QCA, Leaning cabinet for autoclave and sealing machine
  - 1 x SH20/VT, Overhead cabinet with glass sliding doors
  - 1 x SHE/MD, Overhead cabinet with painted metal door
  - 1 x SLPA, Stainless steel wall panel, AISI 304
- \* Prices do not include inserts in the drawers

CODE	DESCRIPTION	W	D	H	€
<b>ST31</b>	GMX/6 stainless steel worktop 60 cm. depth, SVX stainless steel seamlessly welded sink, GRD mixer with shower	210	60	88/203	<b>5382,50</b>



- 1 x QMLE, Sink-cabinet, side-hinged door
  - 1 x QMLE, Sink-cabinet, side-hinged door
  - 1 x QM3E, Cabinet with 3 drawers\* w/ dumper
  - 1 x QSB, W. 60 cm. cabinet with door and shelf, prearrangement for refrigerator installation
  - 1 x QCA, Leaning cabinet for autoclave and sealing machine
  - 1 x SH20/VT, Overhead cabinet with glass sliding doors
  - 1 x SHE/MD, Overhead cabinet with painted metal door
  - 1 x SLPA, Stainless steel wall panel, AISI 304
- \* Prices do not include inserts in the drawers

CODE	DESCRIPTION	W	D	H	€
<b>ST41</b>	GMX/6 stainless steel worktop 60 cm. depth, SVX stainless steel seamlessly welded sink, SPX disinfection seamlessly welded basin, GRD mixer with shower	210	60	88/203	<b>5674,50</b>








## SINK-CABINETS

# QUADRA<sup>2</sup>

SERIE








CODE	DESCRIPTION	W	D	H	€
	<p>Cabinet inclusions:</p> <ul style="list-style-type: none"> <li>- prearrangements for sink installation</li> <li>- right hand side-hinged door (left hand side by request)</li> <li>- siphon</li> <li>- 12 lts. waste-bin</li> </ul>	50	46	82	<b>383,00</b>
	<p>Cabinet inclusions:</p> <ul style="list-style-type: none"> <li>- prearrangements for sink installation</li> <li>- knee opening door</li> <li>- siphon</li> <li>- 20 lts. waste-bin</li> </ul>	50	46	82	<b>399,00</b>
	<p>Cabinet inclusions:</p> <ul style="list-style-type: none"> <li>- prearrangements for sink installation</li> <li>- sliding door</li> <li>- siphon</li> </ul> <p>Optionals:</p> <ul style="list-style-type: none"> <li>DWP, 36 lts. waste-bin</li> <li>PUSH-D, push-to-release opening door</li> <li>DWR, set of 2 recycling bins 20 lts. each</li> <li>DWS, 20 lts. waste-bin + 2 x used needles boxes</li> </ul>	50	46	82	<b>488,00</b>
	<p>Corner cabinet inclusions:</p> <ul style="list-style-type: none"> <li>- prearrangements for sink installation</li> <li>- right hand side-hinged door</li> <li>- siphon</li> <li>- 20 lts. waste-bin</li> </ul>	64	64	82	<b>716,00</b>
	<p>Corner cabinet inclusions:</p> <ul style="list-style-type: none"> <li>- prearrangements for sink installation</li> <li>- knee opening door</li> <li>- siphon</li> <li>- 29 lts. waste-bin</li> </ul>	64	64	82	<b>732,00</b>



## CABINETS

**QUADRA<sup>2</sup>** SERIE



CODE	DESCRIPTION	W	D	H	€
	<p>Cabinet inclusions:</p> <ul style="list-style-type: none"> <li>- right hand side-hinged door</li> <li>- 2 height adjustable shelves</li> </ul>	50	46	82	<b>326,00</b>
	<p>Cabinet inclusions:</p> <ul style="list-style-type: none"> <li>- 2 x C type drawers w/ damper</li> </ul>	50	46	82	<b>445,00</b>
	<p>Cabinet inclusions:</p> <ul style="list-style-type: none"> <li>- 1 x A type drawer w/ damper</li> <li>- right hand side-hinged door</li> <li>- 1 height adjustable shelf</li> </ul>	50	46	82	<b>450,00</b>
	<p>Cabinet inclusions:</p> <ul style="list-style-type: none"> <li>- 1 x A type drawer w/ damper</li> <li>- 1 x B type drawer w/ damper</li> <li>- 1 x C type drawer w/ damper</li> </ul>	50	46	82	<b>524,00</b>
	<p>Cabinet inclusions:</p> <ul style="list-style-type: none"> <li>- 3 x A type drawers w/ damper</li> <li>- 1 x C type drawer w/ damper</li> </ul>	50	46	82	<b>635,00</b>



## CABINETS

**QUADRA<sup>2</sup>** SERIE



**CODE**

**DESCRIPTION**

**W**

**D**

**H**

**€**



**QM5E**

Cabinet inclusions:  
- 3 x B type drawers w/ damper

50

46

82

**489,00**



**QM6E**

Cabinet inclusions  
- 2 x A type drawers w/ damper  
- 2 x B type drawers w/ damper

50

46

82

**604,00**



**QM7E**

Cabinet inclusions:  
- 4 x A type drawers w/ damper  
- 1 x B type drawer w/ damper

50

46

82

**714,00**



**QM8E**

Cabinet inclusions:  
- 6 x A type drawers w/ damper

50

46

82

**824,00**








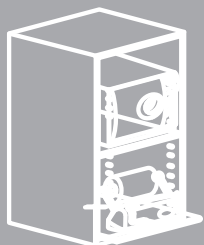
## CABINETS

# QUADRA<sup>2</sup>

SERIE



CODE	DESCRIPTION	W	D	H	€
	<p>Cabinet inclusions:</p> <ul style="list-style-type: none"> <li>- down flap door and pull out shelf</li> <li>- 16A power point</li> <li>- 1 x C type drawer w/ damper</li> </ul>	50	46	82	<b>897,00</b>
	<p>Cabinet inclusions:</p> <ul style="list-style-type: none"> <li>- pull out shelf</li> <li>- 16A power point</li> <li>- 1 x C type drawer w/ damper</li> </ul>	50	46	82	<b>393,00</b>
	<p>Open cabinet inclusions:</p> <ul style="list-style-type: none"> <li>- hinged door (L or R)</li> <li>- 2 adjustable shelves</li> </ul>	35	46	82	<b>466,00</b>
	<p>Open cabinet inclusions:</p> <ul style="list-style-type: none"> <li>- 2 pull out shelves</li> <li>- 2 x 16A power points</li> </ul>	35	46	82	<b>504,00</b>
	<p>Corner cabinet inclusions:</p> <ul style="list-style-type: none"> <li>- side-hinged door</li> <li>- shelf</li> </ul>	64	64	82	<b>643,00</b>








## CABINETS

# QUADRA<sup>2</sup>

SERIE



CODE	DESCRIPTION	W	D	H	€
	STERILISATION				
	<p><b>QSA</b></p> <p>Cabinet inclusions:</p> <ul style="list-style-type: none"> <li>- 1 pull out shelf to integrate autoclave</li> </ul>	60	55	82	<b>509,00</b>
	STERILISATION				
	<p><b>QSB</b></p> <p>Cabinet inclusions:</p> <ul style="list-style-type: none"> <li>- side hinged door (L or R)</li> <li>- 1 adjustable shelf</li> <li>- prearrangement for fridge (SFR-60) integration</li> </ul>	60	55	82	<b>525,00</b>
	STERILISATION				
	<p><b>QCA</b></p> <p>Equipment cabinet inclusions:</p> <ul style="list-style-type: none"> <li>- integration recess for autoclave</li> <li>- recess with pull out shelf for sealing machine</li> </ul>	60	55	115	<b>580,00</b>
	STERILISATION				
	<p><b>QCS</b></p> <p>Equipment cabinet inclusions:</p> <ul style="list-style-type: none"> <li>- storage recess* and hinged door</li> <li>- recess and pull out shelf for sealing machine</li> </ul> <p>* usable internal dimension: L.560xD.550xH.600 mm</p>	60	55	115	<b>618,00</b>
	STERILISATION				
	<p><b>QCC</b></p> <p>Storage cabinet incusions:</p> <ul style="list-style-type: none"> <li>- 2 storage recess* and hinged doors</li> </ul> <p>* usable internal dimension: L.560xD.550xH.600 mm</p>	60	55	115	<b>657,00</b>








## MOBILE CABINETS

# QUADRA<sup>2</sup>

SERIE








CODE	DESCRIPTION	W	D	H	€
	<p>Mobile cabinet inclusions:</p> <ul style="list-style-type: none"> <li>- 1 x type A drawer w/ damper</li> <li>- 1 x B type drawer w/ damper</li> <li>- 1 x C type drawer w/ damper</li> <li>- PVC-MDF top w/ integrated handles</li> </ul>	50	53,5	75,5	<b>666,00</b>
	<p>Mobile cabinet inclusions:</p> <ul style="list-style-type: none"> <li>- 3 x A type drawers w/ damper</li> <li>- 1 x C type drawer w/ damper</li> <li>- PVC-MDF top w/ integrated handles</li> </ul>	50	53,5	75,5	<b>777,00</b>
	<p>Mobile cabinet inclusions:</p> <ul style="list-style-type: none"> <li>- 2 x A type drawers w/ damper</li> <li>- 2 x C type C drawers w/ damper</li> <li>- PVC-MDF top w/ integrated handles</li> </ul>	50	53,5	75,5	<b>746,00</b>
	<p>Mobile cabinet inclusions:</p> <ul style="list-style-type: none"> <li>- 4 x A type drawers w/ damper</li> <li>- 1 x B type drawer w/ damper</li> <li>- PVC-MDF top w/ integrated handles</li> </ul>	50	53,5	75,5	<b>856,00</b>
	<p>Mobile cabinet inclusions:</p> <ul style="list-style-type: none"> <li>- 6 x A type drawers w/ damper</li> <li>- PVC-MDF top w/ integrated handles</li> </ul>	50	53,5	75,5	<b>966,00</b>



## WORKTOPS



	CODE	DESCRIPTION	W	D	H	€
	SP5S	HPL white laminate worktop seamless backsplash and anti-drip edge, per meter		52	3+5	208,00
	CAL	Electrical and plumbing management aluminium channel, per meter (min. 0,5 mt. - max 3 mt.) Optional: 16A power point fitting		8	8	41,00
	SP5	HPL white laminate worktop depth 52 cm, per meter		52	3	173,00
	GMP/W	HPL white laminate worktop depth 60 cm, per meter		60	3	173,00
	SP5A	HPL white corner laminate worktop to pair with 52 cm. depth layout	72	72	3	189,00
	GMPA/W	HPL white corner laminate worktop to pair with 60 cm. depth layout	80	80	3	189,00
	GSQ	Aluminium backsplash, per meter			2,5	20,00

## WORKTOPS



CODE

DESCRIPTION

W

D

H

€

### STERILISATION

TSQ/5

Stratificato Print HPL white worktop depth 52 cm. , per meter

52

3

**353,00**

TSQ/6

Stratificato Print HPL white worktop depth 60 cm. , per meter

60

3

**374,00**

### STERILISATION

TSQA/5

Stratificato Print HPL white corner worktop to pair with 52 cm. depth layout

72/  
72

52

3

**365,00**

TSQA/6

Stratificato Print HPL white corner worktop to pair with 60 cm. depth layout

80/  
80

60

3

**386,00**

### STERILISATION

STA

Stratificato Print HPL backsplash, per meter

8

**69,00**

TVT/5

Coloured glass worktop depth 52 cm. , per meter

52

1,5

**546,00**

TVT/6

Coloured glass worktop depth 60 cm. , per meter

60

1,5

**551,00**

TVTA/5

Coloured glass corner worktop to pair with 52 cm. depth layout

72

72

1,5

**529,00**

TVTA/6

Coloured glass corner worktop to pair with 60 cm. depth layout

80

80

1,5

**534,00**

## WORKTOPS



CODE

DESCRIPTION

W

D

H

€



**DSG**

Glass backsplash, per meter

8

**137,00**

STERILISATION



**TQC/5**

Corian® 52 cm depth worktop, per meter

52

1,2

**543,00**

**TQC/6**

Corian® 60 cm depth worktop, per meter

60

1,2

**651,00**

STERILISATION



**TQCA/5**

Corian® corner worktop to pair with 52 cm. depth layout

72/  
72

52

1,2

**562,00**

**TQCA/6**

Corian® corner worktop to pair with 60 cm. depth layout

80/  
80

60

1,2

**694,00**

STERILISATION



**DSC**

Corian® seamless backsplash, per meter

4

**172,00**

STERILISATION



**CLC/5**

Ceramic slab white worktop, 1,2 cm. thick, 52 cm. depth, per meter

52

1,2

**470,00**

**CLC/6**

Ceramic slab white worktop, 1,2 cm. thick, 60 cm. depth, per meter

60

1,2

**540,00**

## WORKTOPS



CODE

DESCRIPTION

W

D

H

€

### STERILISATION

**CLCA/5**

Corner ceramic slab worktop 1,2 cm. thick to pair with 52 cm. depth layout

72/  
72

52

1,2

**435,00**

**CLCA/6**

Corner ceramic slab worktop 1,2 cm. thick to pair with 60 cm. depth layout

80/  
80

60

1,2

**545,00**

### STERILISATION

**CLA**

Ceramic slab backsplash h. 10 cm., per meter

10

**70,00**

### STERILISATION

**GMX/5**

AISI 304 stainless steel 52 cm depth worktop, per meter

52

3

**497,00**

**GMX/6**

AISI 304 stainless steel 60 cm depth worktop, per meter

60

3

**562,00**

### STERILISATION

**GMXA/5**

AISI 304 stainless steel corner worktop to pair with 52 cm. depth layout

72/  
72

52

3

**540,00**

**GMXA/6**

AISI 304 stainless steel corner worktop to pair with 60 cm. depth layout

80/  
80

60

3

**611,00**

### STERILISATION

**GMXS**

AISI 304 stainless steel backsplash, per meter

12

**163,00**





## WORKTOPS FOR MOBILE CABINETS

# QUADRA<sup>2</sup>

SERIE



CODE	DESCRIPTION	W	D	H	€
	<b>TDG</b> Glass worktop with integrated handles for mobile cabinet, additional cost	50,2	55,5	1,5	<b>259,00</b>
	<b>TVQ</b> Glass worktop for mobile cabinet, additional cost (extra directional handle on cabinet)	50,2	43	1,5	<b>173,00</b>
	<b>TDS</b> Corian® worktop with integrated handles for mobile cabinet, additional cost. Colors: Cameo White - Glacier White	50,2	51	1,2	<b>254,00</b>
	<b>TSS/W</b> Stratificato Print HPL white worktop, additional cost (extra directional handle on cabinet)				
	<b>TSS/G</b> Stratificato Print HPL pearl-grey worktop, additional cost (extra directional handle on cabinet)	50,2	43	1,5	<b>184,00</b>
	<b>TSC</b> Ceramic slab white worktop, additional cost (extra directional handle on cabinet)	50,2	51	1,2	<b>225,00</b>



## SINKS

# QUADRA<sup>2</sup>

SERIE

available  
not available

✓  
X

Stainless steel

HPL laminate

Stratificato Print

Glass

Corian®

Ceramic

€

CODE

DESCRIPTION

STERILISATION



LX1P

Stainless steel cylindrical sink, top mounted

✓ ✓ ✓ ✓ ✓ ✓

141,00




LX1V

Half-spherical stainless steel sink, top-mounted

✓ ✓ ✓ ✓ ✓ ✓

153,00



LX1

Half-spherical stainless steel sink, undertop-mounted

X X ✓ X ✓ ✓

291,00



LVT

Round moulded glass sink

X X X ✓ X X

415,00



LVTQ

Rectangular shape moulded glass sink,  
cm 42x30x15h

X X X ✓ X X

415,00



## SINKS

# QUADRA<sup>2</sup>

SERIE

available  
not available

✓  
X

Stainless steel  
HPL laminate  
Stratificato Print  
Glass  
Corian®  
Ceramic

€



LC1

Oval ceramic sink, flush-mounted

X ✓ ✓ X X X

352,00



LCR

Half-spherical Corian® sink

X X X X ✓ X

651,00

STERILISATION



LCQ

Rectangular shape Corian® sink

X X X X ✓ X

806,00



LCTR

Round moulded Corian® sink

X X X X ✓ X

320,00

STERILISATION



LCTQ

Square moulded Corian® sink

X X X X ✓ X

320,00





## SINKS

# QUADRA<sup>2</sup>

SERIE

available  
not available

✓  
X

Stainless steel

HPL laminate

Stratificato Print

Glass

Corian®

Ceramic

€

CODE

DESCRIPTION

STERILISATION



CLL

Rectangular sink in ceramic slab integrated on the worktop. Measures 42x30x13h cm.

X X X X X ✓

750,00

STERILISATION



SVX

Seamless welded stainless steel sink. Measures cm. 40x34x20h

✓ X X X X X

375,00

STERILISATION



SVXA

Top-mounted stainless steel sink. Measures cm. 40x34x20h

✓ ✓ ✓ ✓ ✓ ✓

194,00

STERILISATION



SVXS

Undertop-mounted stainless steel sink. Measures cm. 40x34x20h

X X ✓ X ✓ ✓

284,00

STERILISATION

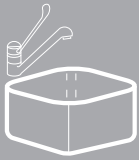


SPX

Stainless steel disinfection sink with pull-out basin and lid. Measures cm. 33x33x15h  
Seamless welded to the worktop

✓ X X X X X

235,00



## SINKS

# QUADRA<sup>2</sup>

SERIE

available ✓  
not available X

Stainless steel  
HPL laminate  
Stratificato Print  
Glass  
Corian®  
Ceramic

CODE

DESCRIPTION

€



SPXV

STERILISATION

Stainless steel disinfection sink with pull-out basin and lid. Measures cm. 33x33x15h  
Top mounted

✓ ✓ ✓ ✓ ✓ ✓

176,00



SPXS

STERILISATION

Stainless steel disinfection sink with pull-out basin and lid. Measures cm. 33x33x15h  
Undertop mounted

X X ✓ X ✓ ✓

194,00



## MIXER-FAUCETS

# QUADRA<sup>2</sup>

SERIE

available ✓  
not available X

ceramic sink  
st./steel sink  
glass sink  
Corian® sink  
Ceram slab sink

CODE

DESCRIPTION

€



GR4

Surgery lever mixer faucet

X ✓ ✓ ✓ ✓

184,00



GR7

Surgery lever mixer faucet

✓ X X X X

168,00

STERILISATION



GRD

Surgery lever mixer with shower extension

✓ ✓ ✓ ✓ ✓

259,00



MICRO

Surgery lever mixer faucet

✓ ✓ ✓ ✓ ✓

290,00



BLITZ

Squared design mixer faucet

X ✓ ✓ ✓ ✓

347,00



## MIXER-FAUCETS

# QUADRA<sup>2</sup>

SERIE

available ✓  
not available x

ceramic sink  
st./steel sink  
glass sink  
Corian® sink  
Ceram slab sink

CODE

DESCRIPTION

€



**SETTE**

Infrared operated mixer faucet

✓ ✓ ✓ ✓ ✓

**678,00**



**MISCEA**

Sanitary full infrared operated mixer faucet,  
soap and disinfectant integrated dispensers

✓ ✓ ✓ ✓ ✓

by request



**Q-TAP**

Infrared operated mixer faucet

x ✓ ✓ ✓ ✓

**656,00**



**Q-SOAP**

Infrared operated soap dispenser

x ✓ ✓ ✓ ✓

**866,00**

## ACCESSORIES

# QUADRA<sup>2</sup>

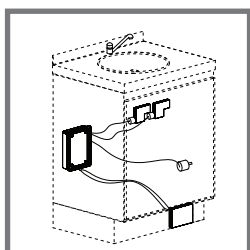


CODE	DESCRIPTION	W	D	H	€
------	-------------	---	---	---	---



**QMX2**

Stainless steel set of handles.  
If you wish to fill the cabinets with this option, please specify the suffix "QMX2" by the order



**SB3**

Foot operated water pump with 24V electrovalve

**194,00**



**SB8**

Integrated soap/antibacterial dispenser

**171,00**



**SANISOAP**

Soap or antiseptic solution electronic dispenser to hang on the wall, lithium batteries supplied

**349,00**



**PUSH-Q**

Push-to-release opening system

**105,00**

## ACCESSORIES



CODE

DESCRIPTION

W

D

H

€



**GSS**

Worktop hanger for wall installation

**44,00**



**GSSA**

Square section worktop hanger

**15,00**



**GST**

Adjustable leg for worktop support  
(diam. 60 mm. - height 710-1100 mm.)

**179,00**



**SSP**

Supporting metal panel  
Measures : depth 50 x thk. 2 x height 82,5 cm

**139,00**



**GMT**






Front in-fill metal panel, size and coating to suite

**163,00**

## ACCESSORIES

# QUADRA<sup>2</sup>



CODE	DESCRIPTION	W	D	H	€
	Side in-fill metal panel, suitable for 60 cm. depth layout. Measures: W. 2,5 x H. 82,5 cm.	10,5	5	82	<b>39,00</b>
	Side in-fill metal panel, suitable for 52 cm. depth layout. Measures: W. 10,5 x H. 82,5 cm.	2,5	5	82	<b>45,00</b>
	Finishing metal panel for 52 cm. layout worktop depth. Measures: D. 51 x H. 82,5 cm.	51	1,5	82	<b>133,00</b>
	Finishing metal panel for 60 cm. layout worktop depth. Measures: D. 59 x H. 82,5 cm.	59	1,5	82	<b>133,00</b>
	Cable management hole and fitting, diam. 5 cm.				<b>32,50</b>



## ACCESSORIES

**QUADRA<sup>2</sup>** SERIE



**CODE**

**DESCRIPTION**

**W**

**D**

**H**

**€**



**SB10**

Pull-out keyboard tray

63

27

8,5

**116,00**



**CSA**

A type drawer for undertop installation

**184,00**



**SMA**

Lock suitable for cabinet door

**63,00**

**SMC**

Lock suitable for set of drawers

**137,00**



**VMQ**

Custom colour cabinets, additional cost

**15%**



**VPQ**

Custom colour cabinet GMA2 handle, additional cost per item

**4,00**

## ACCESSORIES

# QUADRA<sup>2</sup>



CODE

DESCRIPTION

W

D

H

€



**CAL**

Technical channel for power points, per meter

8

9,5

**41,00**



**GPC-S**

16A power point, Schuko type

**34,00**

**GPC-E**

16A power point, English type

**42,00**

STERILISATION



**SFP**

Top hole and air spout, additional cost

**76,00**

STERILISATION



**TPX**

Top hole and stainless steel fitting

**142,00**

STERILISATION








**BRR**

30 lts. rubbish bin

**42,00**

## ACCESSORIES



CODE	DESCRIPTION	W	D	H	€
	STERILISATION				
	<b>QFP</b> Overhead cabinet's side support				<b>62,00</b>
	STERILISATION				
	<b>SLPA</b> AISI 304 stainless steel wall covering panel, per meter				<b>290,00</b>
	STERILISATION				
	<b>SFR-60</b> 60 L. integratable fridge, suitable for cabinet QSB				<b>668,00</b>
	STERILISATION				
	<b>SFR-30</b> 30 L. integratable fridge, suitable for cabinet QM1E				<b>661,00</b>
	STERILISATION				
	<b>CR423</b> Light with 16A Schuko power point for W. 50 cm overhead cabinet				<b>173,00</b>

## ACCESSORIES

**QUADRA<sup>2</sup>** SERIE



CODE	DESCRIPTION	W	D	H	€
------	-------------	---	---	---	---

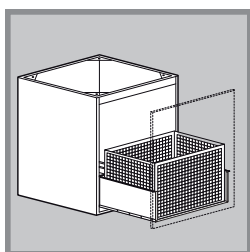


**CR984**

STERILISATION

Light with 16A Schuko power point for W. 100 cm overhead cabinet

**226,00**

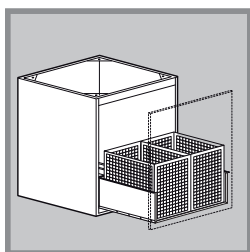


**DWP**

STERILISATION

36 lts waste-bin

**88,00**

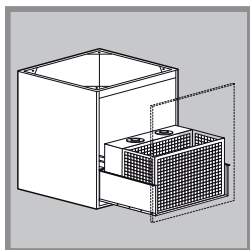


**DWR**

STERILISATION

Set of 2 recycling bins 20 lts each

**136,00**



**DWS**

STERILISATION

20 lts waste-bin + 2 used needles boxes

**148,00**

## TRAY-INSERTS

**QUADRA<sup>2</sup>** SERIE



**CODE**

**DESCRIPTION**

**W**

**D**

**H**


**€**



**PSA**

Stainless steel tools cradles suitable for DIL tray

**71,50**



**DIL**

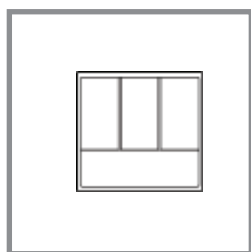
Flat tray

39

34

4

**20,50**



**DIR**


4 compartments drawer tray

39

34

4

**20,50**



**DIS**


6 compartments drawer tray

39

34

4

**20,50**



**DIP**

9 compartments drawer tray

39

34

4

**20,50**

## TRAY-INSERTS

**QUADRA<sup>2</sup>** SERIE



**CODE**

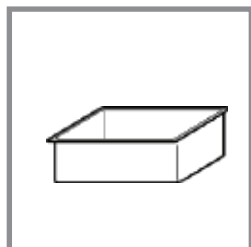
**DESCRIPTION**

**W**

**D**

**H**

**€**



**SBLA**

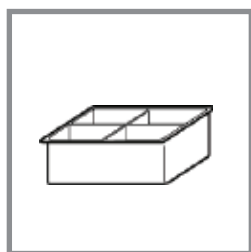
Flat tray

39

34

16

**27,50**



**SBSA**

4 compartments tray

39

34

16

**27,50**



## OVERHEAD CABINETS

**QUADRA<sup>2</sup>** SERIE



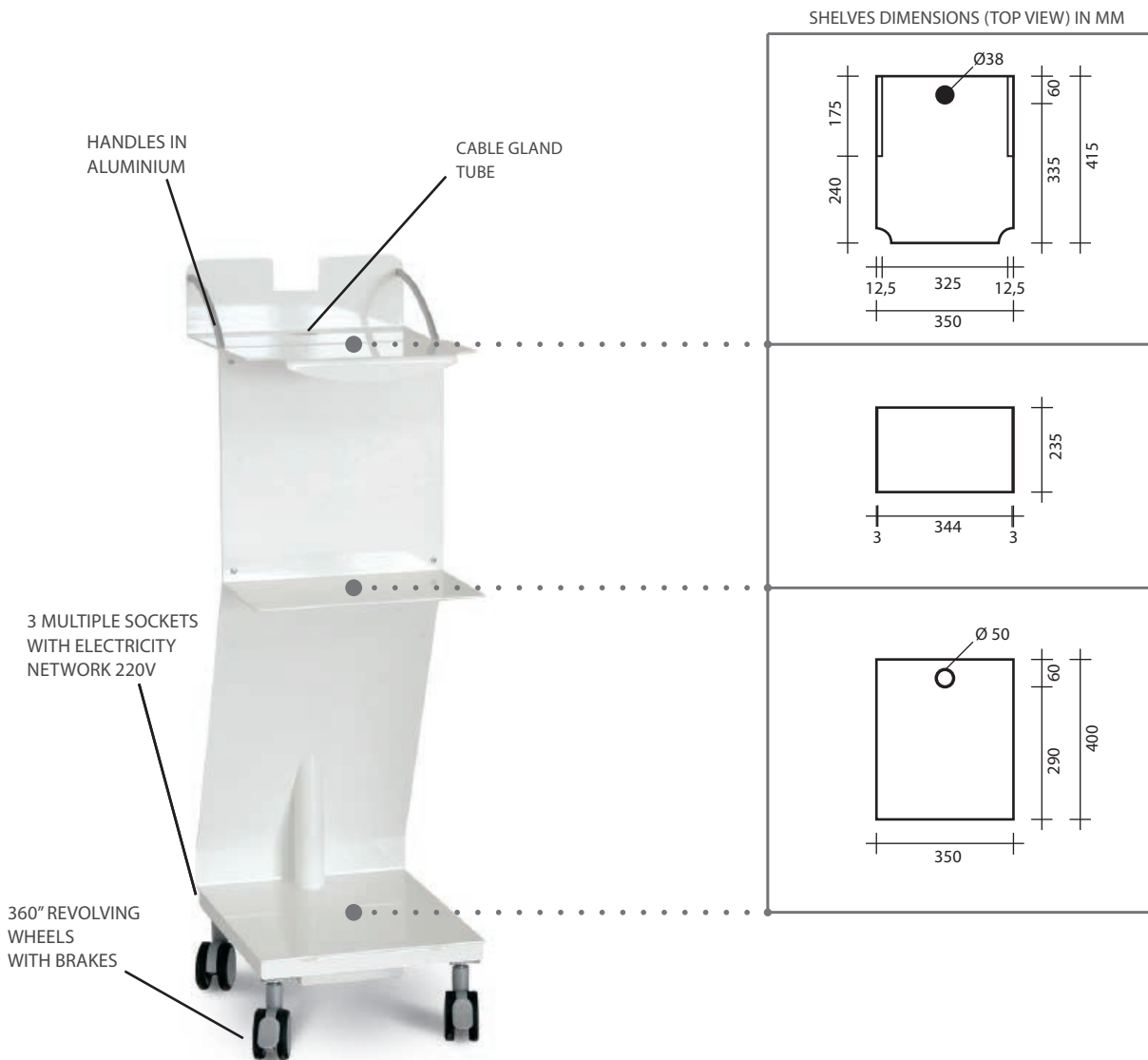
CODE	DESCRIPTION	W	D	H	€
STERILISATION					
	<b>SHE/MD</b> Overhead cabinet with painted metal door and 2 adjustable tempered glass shelves	50	32,5	39,5	<b>322,00</b>
STERILISATION					
	<b>SH20/VT</b> Overhead cabinet with tempered glass sliding doors and 2 adjustable tempered glass shelves	100	32,5	39,5	<b>520,00</b>
STERILISATION					
	<b>SH20/MD</b> Overhead cabinet with 2 painted metal doors and 2 adjustable tempered glass shelves	100	32,5	39,5	<b>498,00</b>
STERILISATION					
	<b>SHA/TM</b> Overhead cabinet with methacrilate sliding doors and 2 adjustable tempered glass shelves SHA/TMW = white SHA/TMB = blue SHA/TMG = green	100	32,5	39,5	<b>508,00</b>
STERILISATION					
	<b>SHA/VT</b> Overhead cabinet with "hopper window" opening door in coloured glass and 2 adjustable tempered glass shelves	100	32,5	39,5	<b>448,00</b>



## FEATURES

# Trolleys

- The TROLL trolleys are made from electrogalvanized steel sheet 30/10 mm thick , coated in White ral 9010 or Black RAL 9005 matt finish. Electric installation with 3 Schuko power points
- QRX is entirely made from AISI 304 Stainless Steel 12/10 mm thick  
It is supplied of 80 mm antistatic wheels with brake
- QCM also called "Di-Mayo" is entirely made from AISI 304 Stainless Steel with rounded edges instruments-shelf for surgery  
Shelf measures are: 66 x 46 x thk .3 cm.  
Height adjustable shelf from 89 to 124 cm with hydraulic pump. Stand with antistatic wheels with brake





## MODELS

# Trolleys



CODE

DESCRIPTION

W

D

H

€



**TROLL-MED**

Trolley inclusions:  
- 3 shelves  
- 3 x 16A Schuko power points

35

41,5

80

**313,00**



**TROLL-MAC**

Trolley inclusions:  
- shelf for Apple PC  
- shelf for Apple mini-keyboard  
- 3 x 16A Schuko power points

35

41,5

80

**313,00**



**TROLL-PC**

Trolley inclusions:  
- monitor support  
- shelf for pc-tower stand  
- extended shelf for large keyboard  
- 3 x 16A Schuko power points

35

41,5

80

**351,00**



**QRX**

Stainless steel trolley inclusions:  
- 2 shelves  
- 1 large drawer

80

45

90

**679,00**



**QCM**

Surgery trolley, shelf with adjustable height

39

59

89/  
124

**992,00**

## FEATURES

# MiniLAB

- **MiniBOX** finishing bench inclusions:
  - 1400 rpm. polishing lathe
  - silenced suction motor
  - daylight lamp
  - ON/OFF switch with safety fuse
  - transparent methacrylate safety cover
  - stand with wheels with brake
  - pre-arrangement for micromotor
  - HEPA filter-bag
- **iBOX-2.2** and **BL1T** features are edited on Serie GLOBO price list

## MiniBOX



## BENCHES

# MiniLAB



CODE

DESCRIPTION

W

D

H

€



**MiniBOX**

Bench inclusions:

- polishing lathe
- suction
- lighting
- air-syringe

50

50

112

**3307,00**



**iBOX-2.2**

Bench inclusions:

- suction system with induction motor
- led lighting
- air-syringe

80

70

120

**2515,00**



**BL1T-L**

One working place bench (BL1T-R right station)

110

60

93

**1470,00**

**GLED**

Led light with adjustable arm

**204,00**

**ARIJET-SX**






Suction system with induction motor

**1070,00**

## PACKAGING

# QUADRA<sup>2</sup>



CODE	DESCRIPTION	W	D	H	€
	<b>PKMS</b> 2 cabinets cartonboard box on timber pallet	107	68	97	<b>37,00</b>
	<b>PKC</b> Worktops cartonboard box, per meter				<b>24,00</b>
	<b>PKP</b> Worktops timber crate, per meter				<b>42,00</b>
	<b>PKT1</b> 1 x W. 50 cm. overhead cabinet cartonboard box	57	40	60	<b>19,00</b>
	<b>PKT2</b> 1 x W.100 cm. overhead cabinet cartonboard box	107	40	60	<b>24,00</b>



**ARIES MEDICAL srl**

Via Venezia 105 | 31028 Vazzola TREVISO Italy

T. +39 0438 488 183 | F. +39 0438 488 187

[info@aries-online.com](mailto:info@aries-online.com)

[www.aries-online.com](http://www.aries-online.com)